

F30134

2nd call of 3

Notes for Measure

Estimator: MannyD

Mr Danny Brewer, 38 Mount Road

Date of Measure: Mon, 7 Oct 24

At: 12-1pm

Site Address:
38 Mount Road


Customer Address:
38 Mount Road

LONDON SW19 8EW

LONDON SW19 8EW

CONTACT: Denise (Wife)

Mobile	Home	Office
07854-108605		020-8788-2500

Email: *DannyBrewer38@aol.com*
EMAIL.COM


Areas to be done and Description of Measure
stairs and landing

Door Clearance

Instructions and Estimators comments
Customer has a quote from another store

Must Read! COLLECT YORK YOR-227 FROM SHEEN ON RICHARDS DESK

Office Ref: F30134

Mr Danny Brewer, 38 Mount Road

Date of Measure Mon, 7 Oct 24

At 12-1pm

Floor: Wood / Concrete / other _____

S/edge: Wood/Concrete/No pin/existing (if existing, allow ___ sticks to supplement where necessary)

Sticking Req'd: Yes/No Type: Fastset/Other

Underlay: Re-use Existing / New required

Type: 42oz Felt / Fomalux / PU Foam / Luxury PU Foam / LowTog / Durafit

Doorbars: Alloy / Satin Ali / Polished Ali / Anod / Solid Brass / Chrome / Nisheen
Seam/Wood/T/Holds: colour _____

Door Clearance: OK / Low (advise on quote)

Uplift: No / Yes (if "Yes" - what type?) _____

Furniture: No/Yes (if YES, please specify the following) - 1 man / 2 men (Fitter to get paid) £ _____ total/per room

Parking Cost: Free / £ 6 per hour

Parking Restrictions: (type) / £ _____

Congestion Zone: No / Yes

Access: Easy / Hard / 2 men req'd / _____ floor?

Runners: Whipping / Binding (if binding, specify type)

Tape size: 1½" / 2" / 3" / 5"

Style: Top taping / Side binding

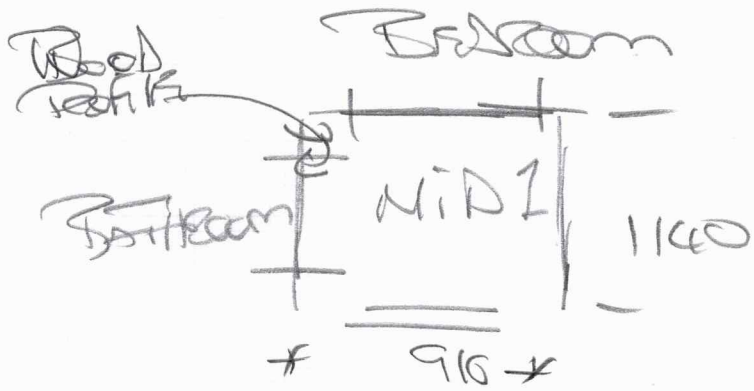
Stairrods: Type _____ Nr _____ Size _____

CARPET TO LAMINATE NO DABS

NEED TO PARK AWAY FROM HOUSE

FULL FIT

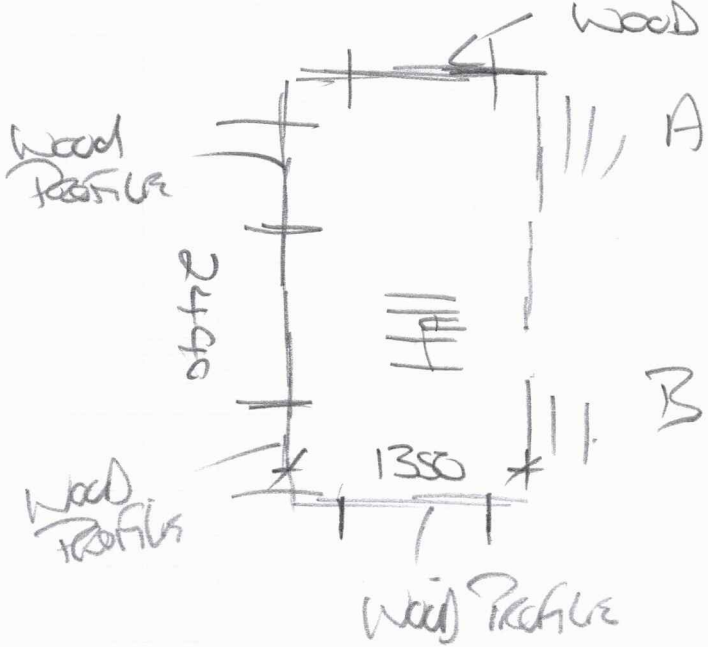
Must Read: COLLECT YORK YOR-227 FROM SHEEN ON RICHARDS DESK



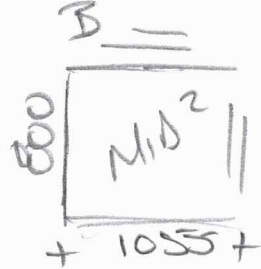
- A
- 800 x 440 x 1 ST
 - 775 x 570 WINDOW
 - 1100 x 590 WINDOW
 - 1050 x 690 WINDOW
 - 830 x 540 WINDOW
 - 780 x 430 x 2 ST
 - 780 x 540 WINDOW
 - 1040 x 550 WINDOW
 - 1100 x 690 WINDOW
 - 840 x 570 WINDOW
 - 810 x 425 x 2 ST

EMAIL CASE
 BUREAU CABINET
 +
 SAID SAMPLES

WOOD PROFILE



800 x 440 x 2 ST



C 800 x 425 x 8
 910 x 300 CAP
 990 x 200 BULLI