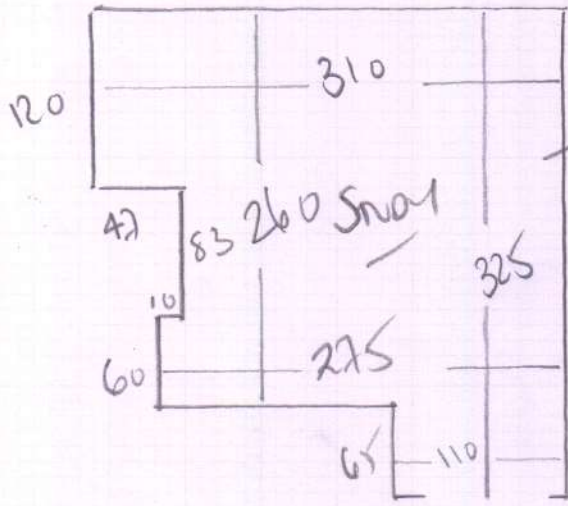



mrcarpet
 Job No: P29263
 Name: MORGAN
 Address: 12 EGRISTON ROAD
 SWIS IAL
 Tel:
 Sheet: of:

Study - 1st floor

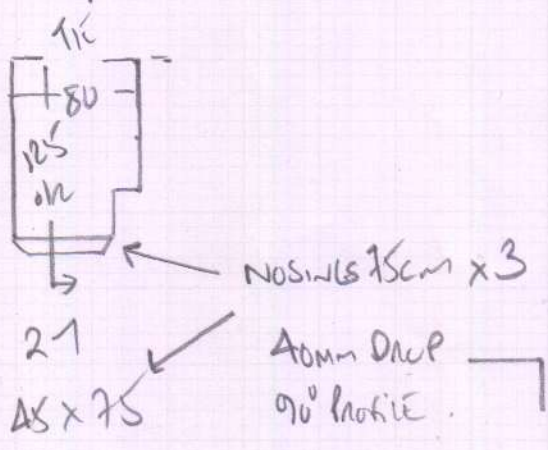


BARE WOOD FLOOR
 HAND SCAND DOWN
 LAM 6mm REMOVE OVER TOP
 & FIT NEW LV1.

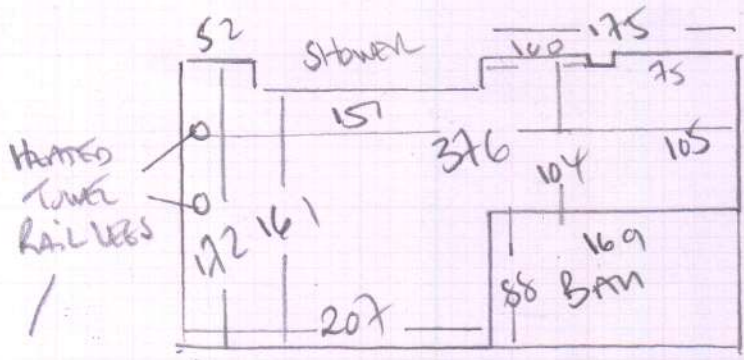
Study Boxes @ 3.62m²
 = 10.86m² 9.65m² NETS



Bathroom - 1st floor
 UNLICK OAL SOURCE RUBBER
 REPLACE EXISTING NOSINGS
 HOTTED TOWER RAIL WILL
 NEED TO BE UNPLUGGED
 BY OMENT - THEN REFITTED
 ONCE FLOOR LAID.



Bathroom 8.3cm² NETS
 3 Boxes @ 3.62m²
 = 10.86m²



P29263

3rd call of 3

Notes for Measure

Estimator: Colin

Mrs Jane Morgan, 12 Egliston Road

Date of Measure: Thu, 19 Sep 19

At: Late AM - Midday

Site Address:

12 Egliston Road

Customer Address:

12 Egliston Road

LONDON

SW15 1AL

LONDON

SW15 1AL

CONTACT:

As customer details

Mobile

Home

Office

07790-429414

Email:

jpm@fountainproperties.co.uk

Areas to be done and Description of Measure

Top Floor Study (Front Room) & Top Floor Bathroom (inc. Lobby & Step) for Moduleo Transform Verdon Oak 24117

Instructions and Estimators comments

Allow Stairrods LVT Nosing (col. TBC) to steps in Bathroom. Dalsouple laid to Bathroom at present!

Must Read!

Call Gary 07917294987 Decorator 30 Mins before

Office Ref: P29263

Mrs Jane Morgan, 12 Egliston Road

Date of Measure Thu, 19 Sep 19

At Late AM - Midday

Floor: Wood / Concrete / other _____

S/edge: Wood/Concrete/No pin/existing (if existing, allow ___ sticks to supplement where necessary)

Sticking Req'd: Yes/No Type: Fastset/Other HI ADHESIVE VENEER WINDOWS

Underlay: Re-use Existing / New required
Commonly used Strong BATH MAKE RE-USE

Type: 42oz Felt / Fomalux / PU Foam / Luxury PU Foam / LowTog / Durafit
+ KATHON / SANSO

Doorbars: Alloy / Satin Ali / Polished Ali / Anod / Solid Brass / Chrome / Nisheen
Seam/Wood/T/Holds: colour TIGERS NEW TIG

Door Clearance: OK / Low (advise on quote)

Uplift: No / Yes (if "Yes" - what type?) ON SITE RUBBER TIPS ON RY

Furniture: No / Yes (if YES, please specify the following) - 1 man / 2 men (Fitter to get paid) £ _____ total/per room

Parking Cost: Free / £ _____ per hour

Parking Restrictions: (type) / £ 930-1030 AM PERMITS ONLY

Congestion Zone: No / Yes

Access: Easy / Hard / 2 men req'd / 1st floor?

Runners: Whipping / Binding (if binding, specify type)

Tape size: 1 1/2" / 2" / 3" / 5"

Style: Top taping / Side binding

Stairrods: Type _____ Nr _____ Size _____

Must Read: Call Gary 07917294987 Decorator 30 Mins before



Technical

70

Post fit cleaning tips: See page 92

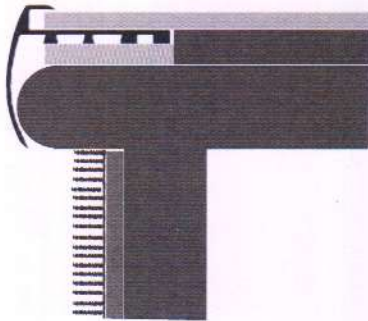
Product

- The Premier LVT Nose (full bull) are manufactured using a base material of solid brass for a high quality installation.
- The Premier LVT Nose (full bull)'s are available in ten colours and three lengths and will accept LVT of varying thickness with the appropriate slot for that perfect finish.
- The Premier LVT Nose (full bull) can be used for a staircase where carpet or LVT are fitted up to the top riser and LVT fitted to the landing and a full LVT install to treads and risers.




- The Premier LVT Nose (full bull) Pre drilled middle and back edge
- 3.6mm base to match 4mm (3.6mm) plywood or latex. Supplied with 2mm spacers for use with 6mm (5.5mm) plywood on landings.
- Allows expansion for Click on landings.
- Note 9mm plywood on landings may expose the nose.

LVT Landing to carpeted stair 6mm ply



LVT to Tread & Riser



P29263
MARCAN

Care and Maintenance

- Satin Brass and Polished Brass Trims Lemon wipes will remove light tarnishing. However to keep the brass like new these two finishes will need to be polished from time to time with a propriety brass polish. Ensure that you follow the instructions on the tin and protect your flooring during polishing.
- Satin Nickel, Chrome, and Brushed Chrome Lemon wipes will remove light tarnishing. These finishes will need to be polished from time to time with a propriety metal polish. Ensure that you follow the instructions on the tin and protect your flooring during polishing.
- Pewter, Antique Bronze and Antique Brass Lemon wipes will remove light tarnishing. If these finishes become contaminated the only option is to polish them with a propriety metal polish and allow them to age again naturally. Ensure that you follow the instructions on the tin and protect your flooring during polishing.