

Job No: P29297
 Name: SCHIELE
 Address: 2511 Hunt Meadows
 West Hill
 Tel: SW18 1AX
 Sheet: of:

100 1st LANDING	120 85 W1 120 85 W3	90 6 STAIR 280	90 9 STAIR
100 110 W2	120 85 W5 120 85 W7	90 21 +140 17	1st FLOOR 420
100 120 W4	120 80 W10		
100 110 W6	120 W9 110	1180 W8	110

420

110

CAN'T NO SELECT

530 x 400

2120m²

Job No:

P29297

Name:

SCHIELE

Address:

251 THOMAS MEWS

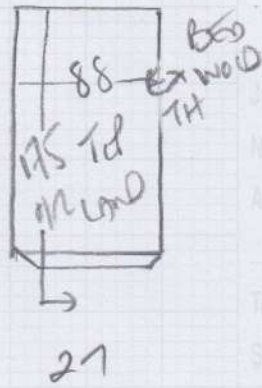
WEST ILL

Tel:

SWIS 1AX

Sheet:

of:



45 x 77

W1 75 x 110

W2 100 x 76

W3 78 x 108

W4 100 x 75

67

45 x 77

W5 76 x 108

W6 100 x 75

X

To HARVEST
WOOD/LAMINATE

97

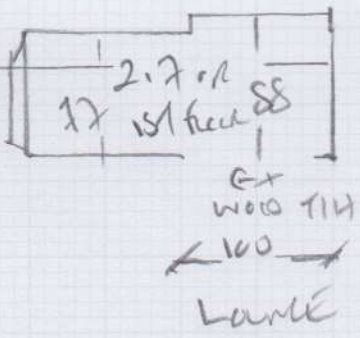
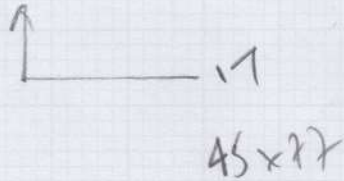
45 x 77

W10 101 x 75

W9 79 x 110

W8 98 x 79

W7 79 x 112



Mr Martin Schiele, 2 St Thomas Mews

Date of Measure: Thu, 10 Oct 19

At: 2pm Onwards

Site Address:
2 St Thomas Mews

Customer Address:
2 St Thomas Mews

LONDON SW18 1AX

LONDON SW18 1AX

CONTACT: 07734 384034 martin

Mobile	Home	Office
07734-384034		N/P

Email:
mjs@salcura.co.uk

Areas to be done and Description of Measure

Stairs and Landing for carpet to select

BETWEEN LEBANON ROAD +
 TRAFFIC LIGHTS ON R/H SIDE
 OPENING BETWEEN BUILDINGS
 ELECTRIC GATED ENTRANCE
 BUREAU ON FLOOR 2 FOR ACCESS
 PARK ON RAMP OUTSIDE GATES.
 DONT GO PAST TRAFFIC LIGHTS!!
 = = = = =

Instructions and Estimators comments

Quote appropriate u/lay / doorbars + options.

Must Read!

Meet Claudia on sit after 2pm?

Office Ref: P29297

Mr Martin Schiele, 2 St Thomas Mews

Date of Measure Thu, 10 Oct 19

At 2pm Onwards

Floor: Wood / Concrete / other _____

S/edge: Wood / Concrete / No pin / existing (if existing, allow 2 sticks to supplement where necessary)

Sticking Req'd: Yes / No Type: Fastset / Other

Underlay: Re-use Existing / New required

Type: 42oz Felt / Fomalux / PU Foam / Luxury PU Foam / LowTog / Durafit

Doorbars: Alloy / Satin Ali / Polished Ali / Anod / Solid Brass / Chrome / Nisheen Seam / Wood / Holds: colour EXISTING

Door Clearance: OK / Low (advise on quote)

Uplift: No / Yes (if "Yes" - what type?) Load line on all feet

Furniture: No / Yes (if YES, please specify the following) - 1 man / 2 men (Fitter to get paid) £ _____ total/per room

Parking Cost: Free / £ _____ per hour

Parking Restrictions: (type) / £ PAVE ON FINE CURT - GATED ENTRANCE OFF ROAD PARKING

Congestion Zone: No / Yes

Access: Easy / Hard / 2 men req'd / Gravel - 2nd floor?

Runners: Whipping / Binding (if binding, specify type)

Tape size: 1 1/2" / 2" / 3" / 5"

Style: Top taping / Side binding

Stairrods: Type _____ Nr _____ Size _____

Must Read: Meet Claudia on sit after 2pm?