



Job No: S35852

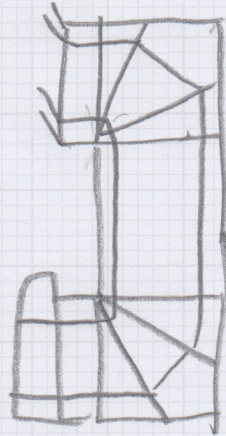
Name: _____

Address: _____

Tel: 1/1 _____

Sheet: _____ of: _____


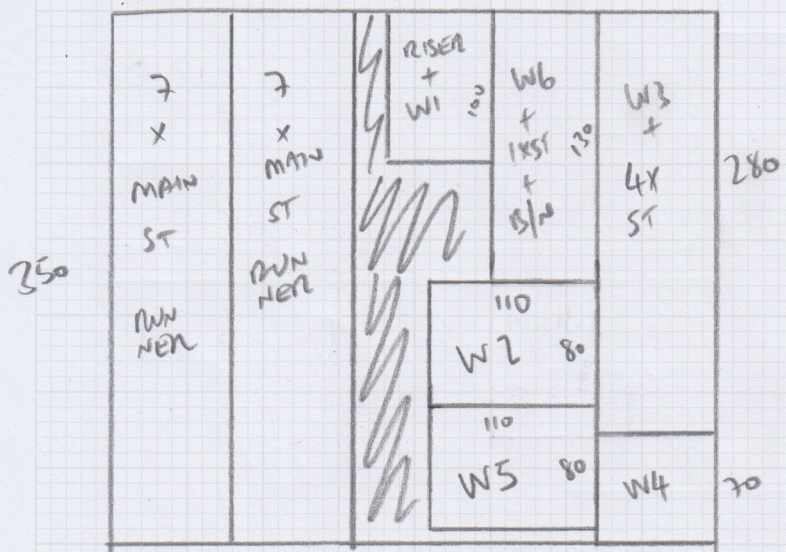
- ✓ RISEN = 18 x 74 UPTO LAND NOSING
- ✓ W1 = 62 x 88
- ✓ W2 = 67 x 108
- ✓ W3 = 66 x 74
- ✓ 4xST = 45 x 77
- ✓ W4 = 63 x 84
- ✓ W5 = 68 x 107
- ✓ W6 = 67 x 75
- ✓ 1xST = 45 x 78
- ✓ BIN = 45 x 95



Risen = 18 x 84 ← CUST TO REMOVE BEADING
FIT UNDER LAND UP

12xST = 45 x 86

BIN = 45 x 105



350 x 400
(RUNNER WIDTHS
TBC - PLEASE UPDATE PLAN)