



Job No: _____

Name: BIETRY

Address: _____

Tel: _____

Sheet: _____ of: _____

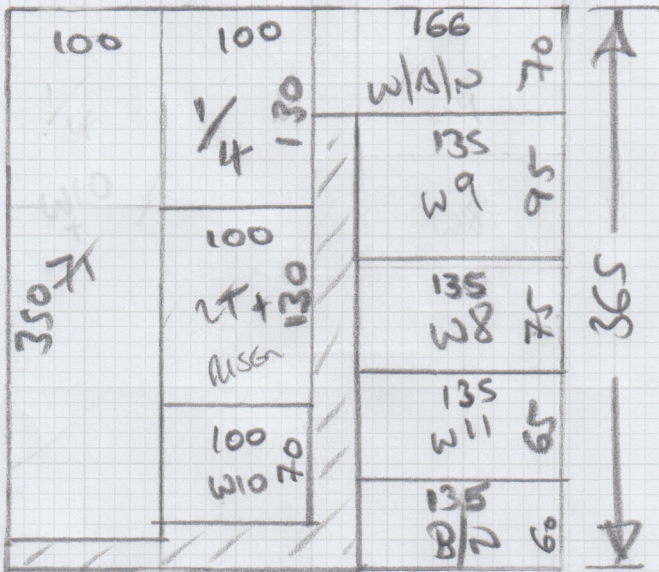
LOP 2

Quinky Mango Seby


- SHUTTLE SLAS

365 x 366

366



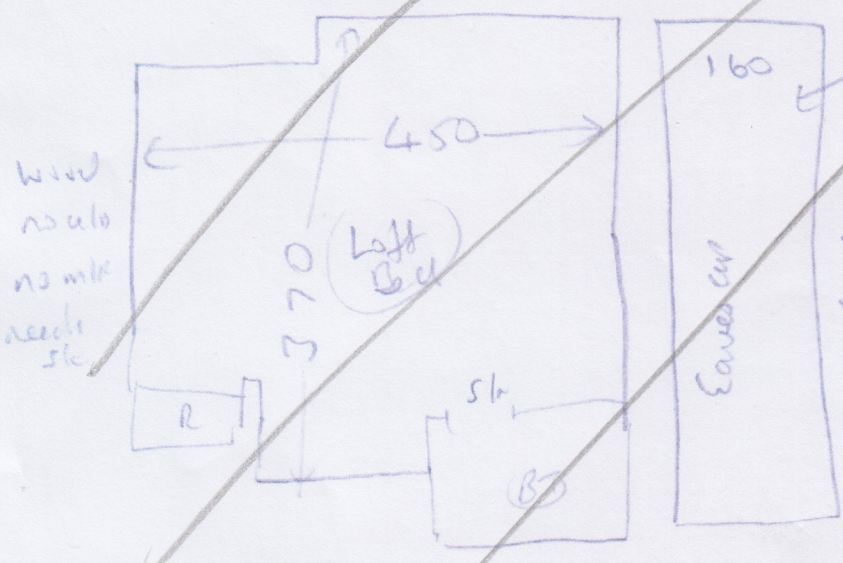
* All are width *



~~22242~~
BIETRIX

2 of 2

Bietrix

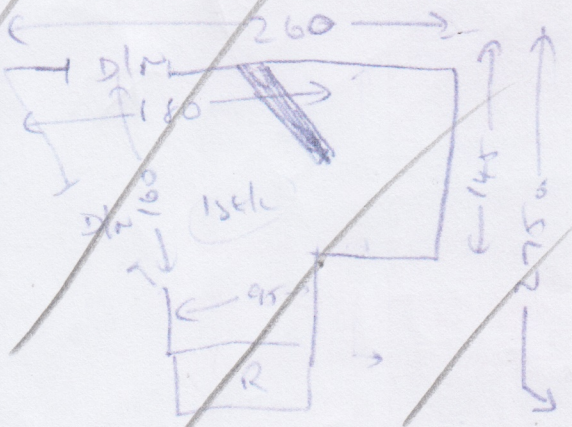


TOP STAIRS

- (2) 050 x 080
- W1 069 x 095
- W2 075 x 115
- W3 074 x 080
- (3) 050 x 080
- W4 069 x 099
- W5 075 x 115
- W6 075 x 082
- W7 068 x 100

Wood no u/b needs slc

u/b needs slc



Fully Fitted

- Riser 018 x 076 exact
- (2) 043 x 075 exact
- BT Blw 040 x 110
- 1/4 land 11200 x 080
- W8 065 x 110
- W9 085 x 115
- W10 058 x 076 exact
- (7) 043 x 076 "
- W11 053 x 090
- W13/w 050 x 145

u/b ext slc