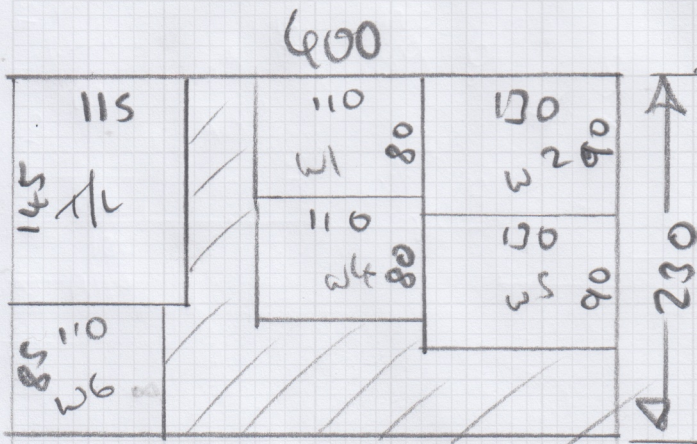
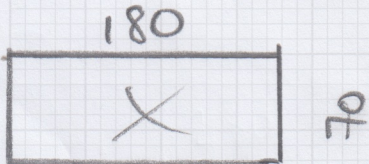
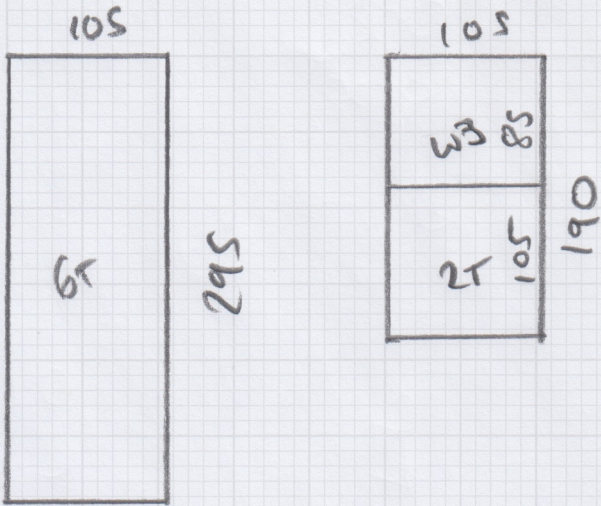




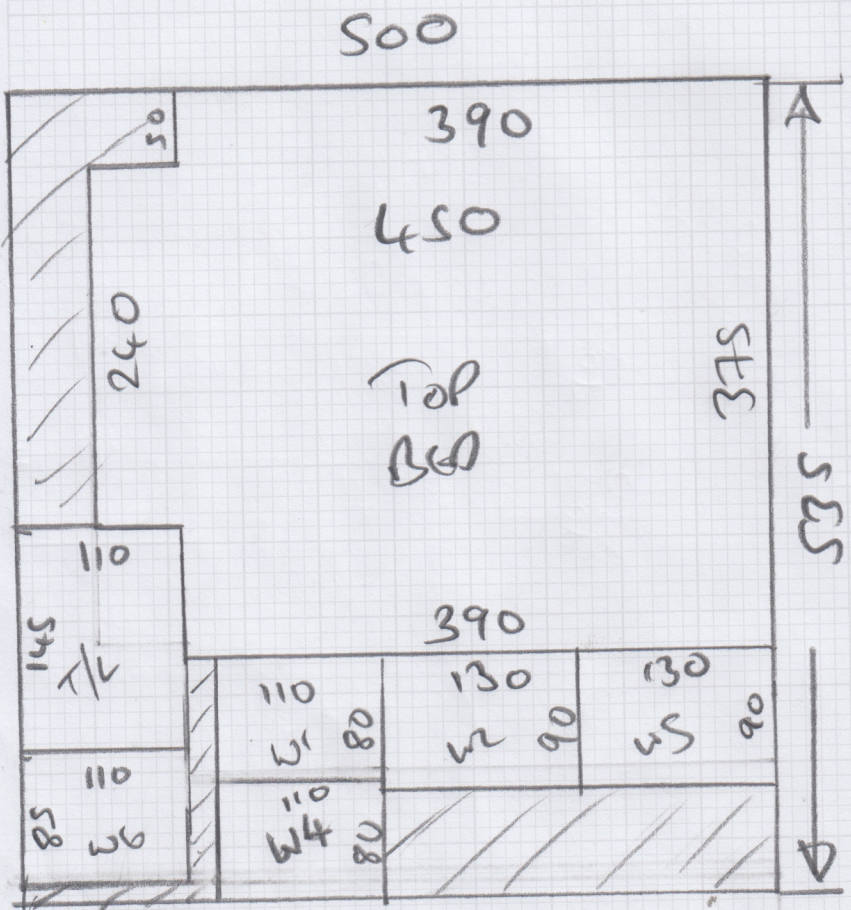
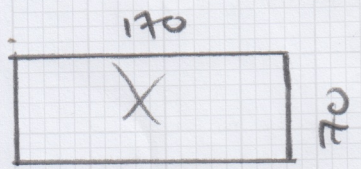
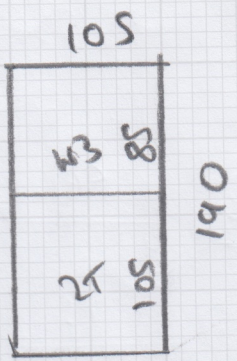
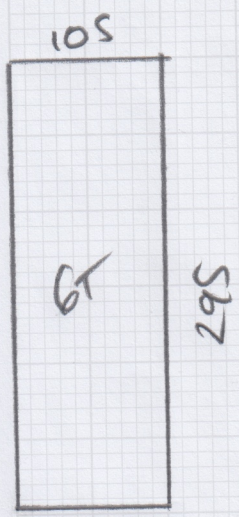
Job No: 536159
Name: PAYNE
Address: _____
Tel: _____
Sheet: _____ of: _____



230 x 600



Job No: S3615 9
Name: PRAYNE
Address: _____
Tel: _____
Sheet: _____ of: _____



535 x 500

S36159

Job No: PAYNE

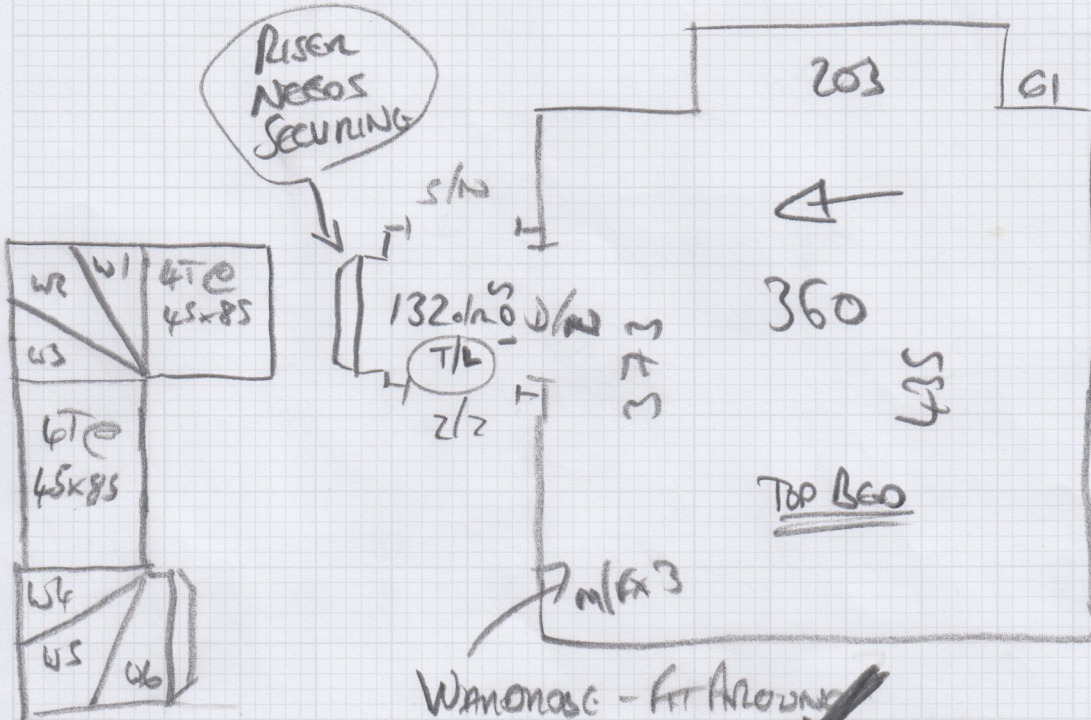
Name:

Address:

Tel:

Sheet: of:

Plan



Wamonoc - fit Around ✓

$W1 = 67 \times 96$

$U4 = 68 \times 97$

$U2 = 80 \times 117$

$U5 = 80 \times 118$

$U3 = 75 \times 82$

$U6 = 75 \times 81$

Tim Payne, 8 Palewell Park

Date of Measure: Tue, 7 Apr 26

At: 12-1pm

Site Address:

8 Palewell Park
East Sheen

LONDON SW14 8JG

CONTACT: Jan Shone 07588-002008

Customer Address:

8 Palewell Park
East Sheen

LONDON SW14 8JG

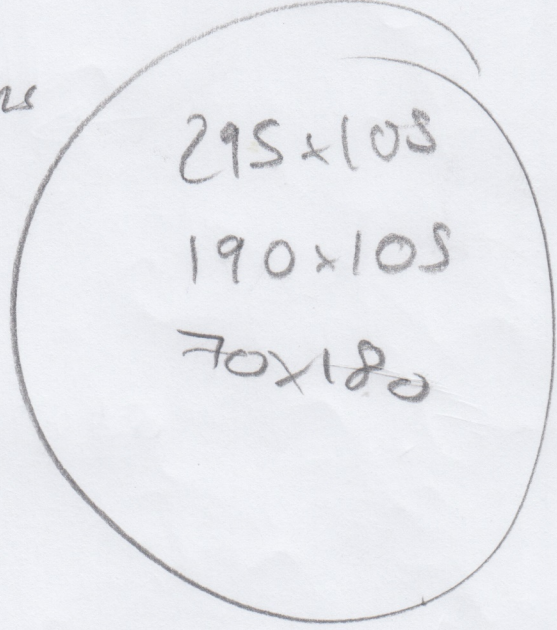
Mobile	Home	Office
07588-002008	020-8392-2814	N/P

Email: timpayne@dixonpayne.com

Areas to be done and Description of Measure

AOS Jack measure off cuts for use to S/land and calculate extra COL DIFF ADVISE CAVEAT EMPTOR

- ① Top Land + Stairs
- ② Top Deck, Top Land + Top Stairs



Instructions and Estimators comments

Not entered

ACMEIA

Must Read!

Not entered

Office Ref: S36159

Tim Payne, 8 Palewell Park

Date of Measure Tue, 7 Apr 26

At 12-1pm

Floor: Wood / Concrete / other _____

S/edge: Wood/Concrete/No pin/existing (if existing, allow ___ sticks to supplement where necessary)

Sticking Req'd: Yes/No Type: Fastset/Other

Underlay: Re-use Existing / New required

Type: 42oz Felt / Fomalux / PU Foam / Luxury PU Foam / LowTog / Durafit

Doorbars: Alloy / Satin Ali / Polished Ali / Anod / Solid Brass / Chrome / Nisheen
Seam/Wood/T/Holds: colour _____

Door Clearance: OK / Low (advise on quote)

Uplift: No / Yes (if "Yes" - what type?) CPT+V/LAY

Furniture: No/Yes (if YES, please specify the following) - 1 man / 2 men (Fitter to get paid) £ _____ total/per room

Parking Cost: Free / £ _____ per hour 30

Parking Restrictions: (type) / £ Permits 10-12

Congestion Zone: No / Yes

Access: Easy / Hard / 2 men req'd / 3rd floor?

Runners: Whipping / Binding (if binding, specify type)

Tape size: 1½" / 2" / 3" / 5" P/W

Style: Top taping / Side binding

Stairrods: Type _____ Nr _____ Size _____

Must Read: Not entered