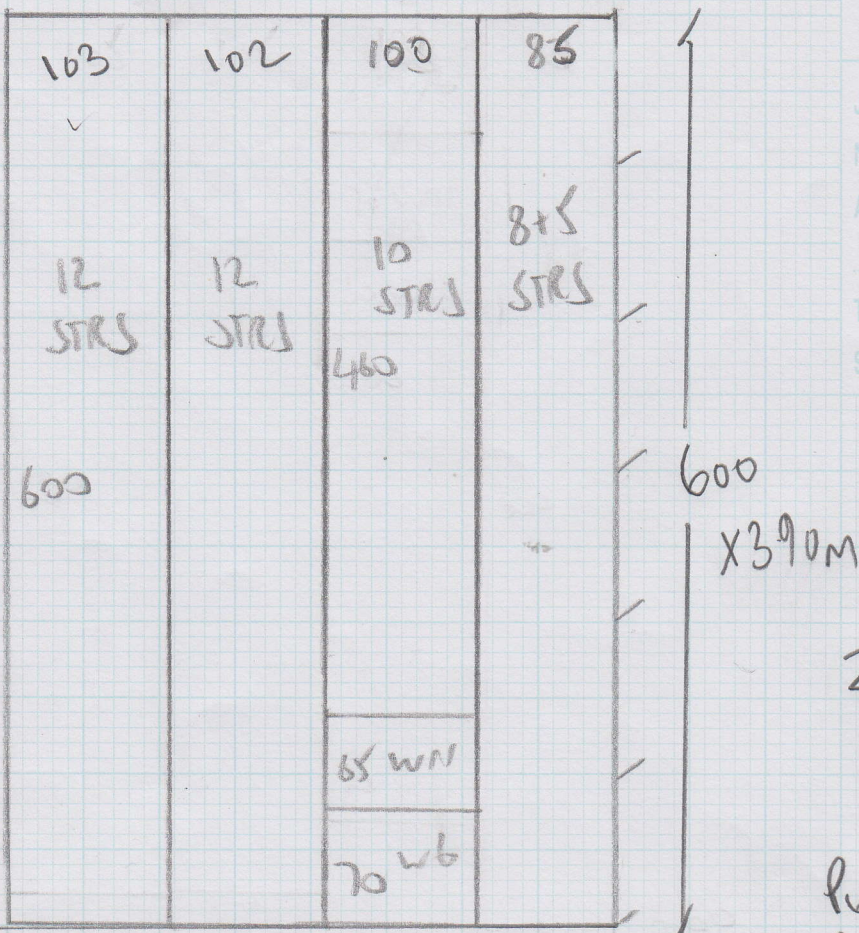



Job No: F23663
 Name: ASM CAPITAL
 Address: 5 QUEENSBERRY PL
 SW7 2DL
 Tel:
 Sheet: 1 of 3



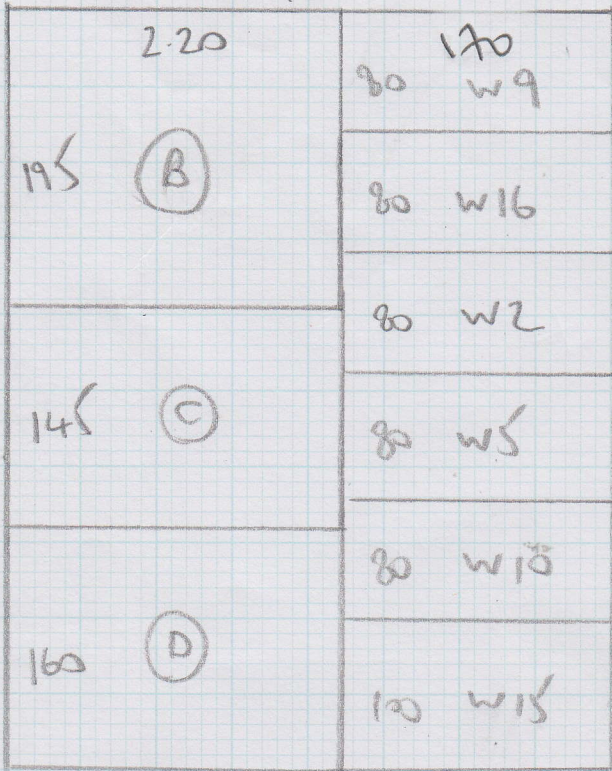
ZEN DESIGN
 PINDOY 832

- Row 1 600 x 390
- Row 2 500 x 390
- Row 3 520 x 390
- LANDING 130 x 390
- End of Row 4 445 x 390 (WASTE)

- 2195 x 390

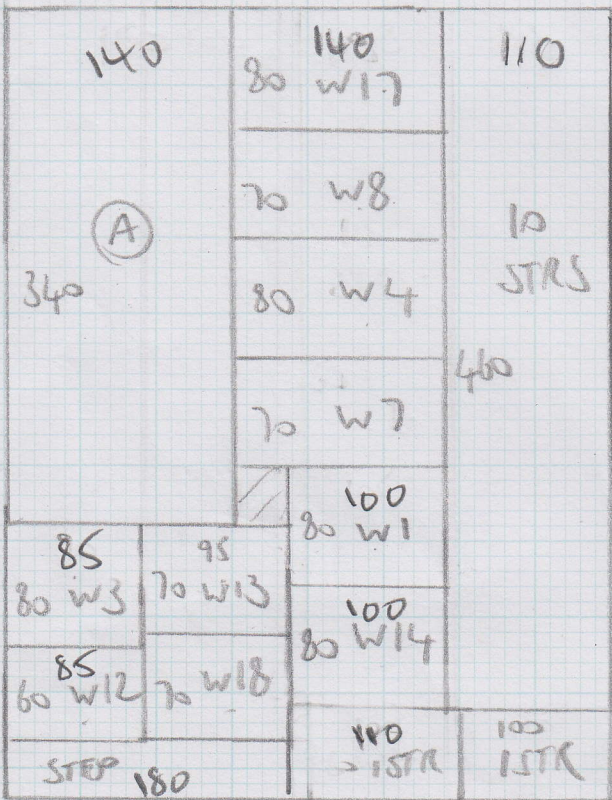


390



500
x 390 WIDE

Job No: F23663
 Name: ASM CAPITAL
 Address: 5 QUEENSBERRY PL
 SW7 2DL
 Tel:
 Sheet: 2 of 3



520
x 390 WIDE

TOP FLOOR

WOOD TH

STEP 80x31

1 STR 83

1 W 95x63 -

2 W 115x68 -

3 W 77x70 -


8 STRS - 81

4 W 97x65 -

5 W 115x70 -

6 W 81x65 -

1 STR - 84



7 W 98x60 -

8 W 100x57 -

9 W 122x64 -

10 W 112x70 -

11 W 90x57 -

12 W 77x50 -

5 STRS - 78

13 W 82x52 -

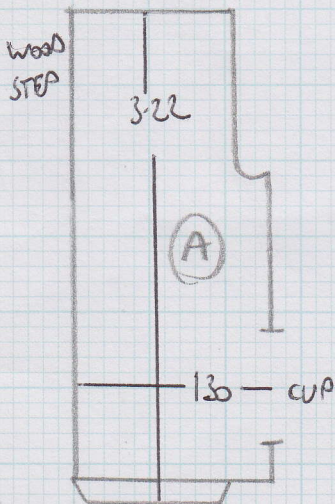
14 W 92x52 -

15 W 112x56 -

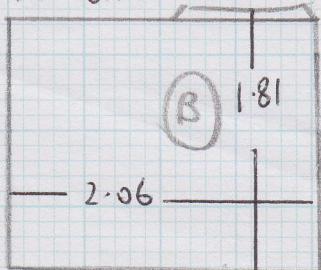
16 W 123x65 -

17 W 102x63 -

18 W 85x53 -



10 STRS - 96



STONE FROM THIS POINT.

Job No: F23663

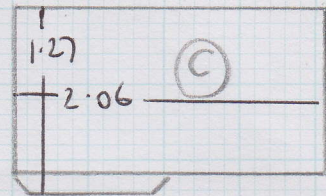
Name: ASM CAPITAL UD

Address: 5 QUEENSBERRY PLACE
SW7 2DL

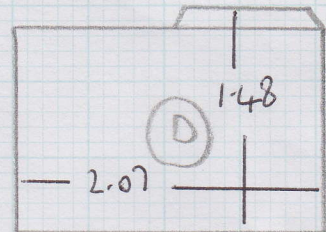
Tel:

Sheet: 3 of 3

✓ 12 STRS 97x47



✓ 10 STRS - 96



✓ 12 STRS - 96

GIF