




MARMOLEUM® Magazine



Features:

Latest Marmoleum collection

Colour tips for that perfect look

Loft living

Create your own designs

Setting the tone

Cool

A subtle palette achieves understated elegance and a sleek, urbane appearance.



Strong Warm

Rich, warm and friendly to introduce an inviting glow to any interior.



Neutral

Soft and dreamy, capturing the clean, contemporary feel of a modern lifestyle.



Fresh

Cheerful, crisp and colourful, with the clarity of hue to brighten even the dulllest day.





Cool and contemporary,
sleek and practical.
See page 4 – Loft Living.



In this issue we feature the very contemporary, crisp and cool style of Loft Living and also how to achieve the Classically Urbane feel of the family residence. We realise that your home may not fall precisely into either of these two categories, but we hope that in the pages that follow, you will gain some inspiration for creating a floor that suits your living space, your personality and practical requirements.

With the extensive Marmoleum palette to choose from, it is simply not possible to show every combination in this magazine. But this is one of our product strengths, giving you the opportunity to make your home as individual as you are.

So take your imagination on a flight of fancy and let your creative juices run wild. Happy browsing.



Glowing with personality

Marmoleum is the very essence of natural style and inherent beauty. It brings with it a touch of sophistication and elegance for the most discerning homeowner. Choice of floorcovering can influence many things such as light and space, warmth and comfort. It is an investment you'll enjoy and cherish, and carefully chosen, it will become the signature and set the tone for your home. Marmoleum allows you to create the perfect ambience with your own unique floor.

Lasting good looks

Marmoleum is a natural product with beautiful colours that have been inspired by the richness of nature, colours that will not fade, even in the strongest sunlight, rewarding you with good looks that last.

Colour & Design

From classic elegance to contemporary chic, Marmoleum's stunning range of colours and designs will satisfy even the most individual of tastes. An inspiring range of borders, inset tiles and feature panels allow for endless creativity and with the ability to create even bespoke designs, the only limit is your imagination.

Unique and beautiful

With Marmoleum you are in control. All designs are specially cut to order, giving you the opportunity to include your own personal colour preferences and create the floor of your dreams. Choosing from our wide range of colours and design elements to design stunning, individual floors couldn't be easier. Perhaps you want to go a little further and create something totally unique, with Marmoleum you have that option too – simply turn to p19 to find out more about our bespoke design service.

Natural warmth

Because of the natural ingredients that go into the making of Marmoleum, it feels warm and comfortable to the touch, even on bare feet. It will make your home feel snug and warm. Marmoleum is also good for the environment as it's made overwhelmingly from natural and harvestable raw materials.

High performance and practicality

Smooth, sleek and stylish, a Marmoleum floor combines high performance with practicality. Tough against scuffs and scratches, this is a floor that can cope with the most demanding of situations. The easy to clean surface makes for easy living and leaves you more time to enjoy life.

Hygienic

Marmoleum brings you peace of mind and can be considered a healthy way to floor your home. The British Allergy Foundation Seal of Approval awarded to Marmoleum confirms that it can reduce exposure to the house dust mite allergen, a cause of some of the most common allergies.



Circle of life

As long as the sun shines and the rain falls we can continue to produce Marmoleum.

Marmoleum from Forbo is a natural floorcovering.

Produced predominantly from harvestable raw materials and processed to an environmentally friendly procedure, only the finest natural ingredients from around the world go into the making of Marmoleum.

Linseed oil from specially grown flax from Canada. Wood flour from European trees. Rosin tapped from pine trees in Portugal. Jute from India and Bangladesh. And very finely ground limestone.

Combined, these ingredients produce a flooring that is as natural as it is beautiful.

Once installed, Marmoleum is hygienic and anti-static. After its long life, it is completely biologically degradable. And so, in the end, the product will give its materials back to nature.



Perfect lifestyle choice

Trust Marmoleum to create a better living environment for you in your home.

With one in three of the population now suffering from some form of allergy, you may wish to think of ways in which to minimise exposure to the causes of these conditions. The British Allergy Foundation, the leading medical charity for people with allergies, was established to increase understanding and awareness of allergy and plays an important role in providing information to help people manage their allergies.

Marmoleum has been awarded the Foundation's Seal of Approval, following stringent testing procedures, confirming that it can be beneficial for some allergy sufferers. The natural ingredients that are used in the making of Marmoleum result in an anti-static and bacteriostatic surface, meaning there's no hiding place for bacteria and dust mites – they simply don't stand a chance.

Warm, comfortable and hygienic, allied to the range of colours and designs, Marmoleum adds up to the perfect lifestyle choice.

Kids play

Only the best will do for your children.

Childhood years. We all want the best for our children, to allow them to grow and develop in a safe environment. Choosing a Marmoleum floor can help create a healthy home that is also practical and stylish. Whether for baby's nursery or your teenager's bedroom you can create a look to please even the fussiest of children. Extremely durable, easy to clean and guaranteed for fifteen years, the last thing you'll have to worry about is the floor. Marmoleum's good looks will last and last.



Contents

Loft living	4
A modern approach	
The Kitchen	8
Cook up a creative environment	
The Bathroom	10
Splash all you want to!	
The Sitting room	12
Luxurious living	
The Conservatory	14
Bring the outdoors in	
The Hallway	16
Make an entrance	
The Home office	18
and Bulletin board	
Bespoke floors	19
AquaJet – design your own	
Design elements	20
Colours and patterns	
Factfile	21
Ask the experts	





Our main image shows a subtle statement floor which reveals a great deal about the owner and his personality. The cool, clean lines and soft tones create the ambience of a cool Manhattan penthouse. A real feeling of space and airiness is conveyed by this simple pattern of striped neutral, beige and grey panels. The whole effect is a lifestyle personified.



Left: 607 White marble / 707 Barley /
769 Havana / 624 Steel grey.
Right: 825 Elf blue / 624 Steel grey.



This floor's grey and blue stripe design enhances the cherrywood kitchen furniture by its very simplicity and seems to enlarge the work area. A visual link between the kitchen and dining area is achieved by reversing the colours while using the same tile pattern. See opening spread for the full picture.



Loft living



Loft living

7



Above: 629 Eiger, 707 Barley.
Left: Rowan border 624 Steel grey /
621 Dove grey / 512 Cardinal.



Your dining area can help set the tone for perfect entertaining.

This striking dining room with its bold Cardinal red statement floor complements the cool, clean lines of glass, steel and leather while the delicate Rowan border flows as smoothly as the wine on the table. Contemporary living with a hint of an evening to be remembered.

To the left, a converted roofspace becomes a personal retreat. The sophisticated Eiger and Barley palette really makes the most of available light. The result is a unique approach for a unique individual.

Kick back, relax and put your feet up with Marmoleum.

Capture the very essence of your ideal room with the perfect choice of floorcovering and the rest will often fall into place. Create a feeling of light and space, warmth and comfort or brightness and daring.





Left centre: 465 Nymph green /
844 Midnight blue / 562 Apricot



A healthy appetite for life.
Marmoleum has a strong long-lasting surface that will withstand family life at the heart of the home. This country style kitchen features Square inset tiles in Cotswold and Rust surrounded by a Sangria tiled border, which really warms up the traditional oak panelled units creating a perfect family environment.



In the kitchen a hygienic, easy to clean and durable floor is a necessity and not a virtue. So if you're the kind of person who likes to create in the kitchen, start by creating the perfect floor. With Marmoleum as the main ingredient, design the environment you want, express yourself with colour, and voila!

Above left: 769 Havana / 607 White marble / 621 Dove grey / 707 Barley.
Left: 614 Charcoal / 629 Eiger / 621 Dove grey / 844 Midnight blue / 767 Rust.

Left: Square inset tiles:
793 Cotswold / 767 Rust / 580 Sangria.

In the sleek modern kitchen above, the style is defined by a floor design in colours from the Marmoleum cool palette which enhance the kitchen furniture by their very simplicity, while the eating area is warmed with the addition of a rich terracotta.

Bon appetit.

What's cooking?



Left: Mosaic border: 810 Flax / 621 Dove grey /
846 Royal blue /844 Midnight blue /
607 White marble.



Our main photograph features the strong contrasts of Midnight blue and White marble bringing a touch of glamour, comfort and tranquillity. The mosaic style border adds just a hint of the Mediterranean.

Below, the classic features of the traditionally styled bathroom are complemented perfectly by the simple Flax blue floor.

Add a broad Dove grey highlight strip and the solution is perfect for a room with an abundance of period features.

Run a nice hot bath and enjoy.

Soak away your troubles at the end of a tiring day amidst the subtle tones and elegant design of a Marmoleum floor. The perfect atmosphere for relaxing aching muscles and unwinding tired minds.



Left: 80mm Highlight strip
621 Dove Grey / 810 Flax.

Bath night

For further information or details of your local Marmoleum Design Consultancy contact:
www.marmoleum.co.uk email: info.uk@forbo.com.
Customer Services Tel: 01592 643777 or complete the reply paid card in this magazine.







Any part of the home can become a retreat from outdoors but the sitting room is perhaps the most important.

This beautifully designed floor features the Rose border, which adds a soft feminine touch to the room. The colours featured simply add to the cosy atmosphere and they, along with Marmoleum's 'warm to the touch' properties make it the perfect comfort zone.

What could be better than the comfort of your own home? Inspired by nature, Marmoleum's rich colour palette will enhance the mood and brighten your day.

Comfort zone



Left: Rose border 713 Calico / 345 Red Violet.



14

Perfect harmony.
A time for relaxation and reflection. What better way to relax than in a bright and welcoming conservatory, letting the world pass you by. Marmoleum reflects the mood with its bright, fresh colour palette and range of sophisticated design options.



The great indoors



Our feature conservatory is a bright sun filled room highlighted by Garland, a border from the Elegance collection. The fresh natural tones help bring the great outdoors inside.

The classic key square and checkerboard designs used in the conservatories shown below give them a period look with a contemporary twist.



Above: 527 Brick / 607 White marble.



Above: Sovereign border 607 White marble / 614 Charcoal / 527 Brick.

These traditional Victorian floors will never go out of style.

Marmoleum, being durable and easy to clean, is the perfect floorcovering for those areas that bear the brunt of the weather.







Left: Style border and feature panel
707 Barley / 598 Burgundy.



Your hallway is the first thing any visitor will notice on entering your home. So make the impression a lasting one.

The imaginative full tile geometric designs featured on this page help create a stunning entrance to these contemporary homes.

Easily cleaned and extremely durable, a Marmoleum hallway will help keep the weather at bay.



Far left: 629 Eiger / 784 Coffee.
Left: 844 Midnight blue / 707 Barley /
810 Flax / 580 Sangria / 465 Nymph green.




To complement the classic lines of our feature hallway opposite, we have used the Style border and feature panel from the Marmoleum Nouveau border range. Classically inspired colours such as Burgundy and Barley enhance the marbled texture of Marmoleum tiles to add to the atmosphere.

Grand entrance


Home office

Your agenda, your time and most importantly, your own space. Working from home means no more compromises. With Marmoleum you are the boss and our varied colour palette and design potential, allied to the latest accessories, creates a home office environment that reflects your own sense of style.



Bulletin board

Creating a style statement and transforming valuable wall space into a stylish and functional surface has never been easier. Bulletin Board, a natural noticeboard material, can be cut into any shape and even adhered directly to the wall if desired. With excellent pin hole recovery and a range of attractive colours, it will stay looking fresh for many years to come.



Bespoke designs

Everyone's an individual. From the beautifully simple gesture of naming the 'star' of the bedroom, to a more intricate floor which shows off your design potential, it can be achieved with Aquajet and Marmoleum.



Our in-house design team have the skills and experience to take your ideas and turn them into reality. With CAD/CAM technology, new standards of intricacy and reproduction open up a world of possibilities. The resulting patterns retain all the performance characteristics of the original product so be bold, give your home the personal touch.



20

Neutral palette



607 White marble



707 Barley

Strong warm palette



562 Apricot



767 Rust

Fresh palette



795 Butter



975 Lemon

Cool palette



621 Dove grey



624 Steel grey



769 Havana



713 Calico



512 Cardinal



580 Sangria



793 Cotswold



970 Gold straw



629 Eiger



810 Flax



779 Sandstone



614 Charcoal



527 Brick



345 Red Violet



412 Cool green



435 Slate green



825 Elf blue




846 Royal blue



630 Onyx



598 Burgundy



784 Coffee



465 Nymph green



475 Evergreen



844 Midnight blue

The design elements on this page are available in any colour combination taken from the palettes on the right. All colours available in 333 x 333mm tiles and 2m wide sheet.

Borders & corners

2 sizes: 55 x 1000mm and 111 x 1000mm.

Elegance collection



Garland Corner piece: BR 5215 Border: BR 5210



Eden Corner piece: BR 5335 Border: BR 5330



Rowan Corner piece: BR 5115 Border: BR 5110



Woodland Corner piece: BR 465 Border: BR 460



Panache Corner piece: BR 345 Border: BR 340



Marine Corner piece: BR 475 Border: BR 470

Sparta collection



Mosaic Corner piece: BR 195 Border: BR 190



Sovereign Corner piece: BR 315 Border: BR 310



Delta Corner piece: BR 5255 Border: BR 5250



Domino Corner piece: BR 5155 Border: BR 5150



Athene Corner piece: BR 5375 Border: BR 5370



Hera Corner piece: BR 5485 Border: BR 5480

Nouveau collection



Rose Corner piece: BR 5295 (Motif) / BR 5795 (Line) Border: BR 5790



Boudoir Corner piece: BR 5675 Border: BR 5670



Paris Corner piece: BR 5385 Border: BR 5380



Style Corner piece: BR 5275 Border: BR 5270



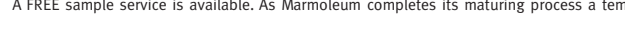
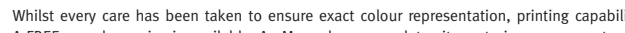


Tiffany Corner piece: BR 5465 Border: BR 5460



Liberty Corner piece: BR 5195 Border: BR 5190

Highlight strips

4 sizes: 10, 20, 40 and 80mm wide.



Inset tiles

333mm x 333mm



Square: IS 220



Solitaire: IS 230



Mosaic: IS 290



Dimension: IS 5350

Clipped tiles and key squares

Clipped tiles: 333 x 333mm. Supplied with Key squares 51 x 51mm.



Clipped tile



KS 511 Highlight



KS 100 Outline



KS 140 Plaza



KS 130 Profile

Feature panels



Garland

600mm diameter PN 5493
900mm diameter PN 5490
1200mm diameter PN 5499



Signpost

600mm diameter PN 623
900mm diameter PN 620
1200mm diameter PN 629



Superstar

PN SUPERSTAR X
500, 750 & 1000mm diameters
with the name of your choice.



Rowan

450mm x 950mm PN 5393
675mm x 1425mm PN 5390



Style

450mm x 950mm PN 5593
675mm x 1425mm PN 5590

Ask the experts



Q The floor in my entrance hallway is rather uneven. Would it still be possible for me to have Marmoleum fitted?

A Marmoleum needs a smooth underfloor so your floor may need to be levelled beforehand. A representative from your Marmoleum design consultancy will visit the site to establish what steps need to be taken to ensure subfloor conditions will be met prior to installation of your floor.

Q I like to think of myself as an individual, especially when it comes to my home! I'd like to design my own floor and I've heard there's a service you provide which will allow me to do this.

A Yes, this is something unique to Marmoleum. Not only can you choose the colours but you can also 'get creative' and design your own floor. Our CAD/CAM technology allows for the reproduction of any design, no matter how intricate

and our in-house design team have the skills and experience to take your ideas and turn them into reality.

If you're interested in creating your own design concept, call into your local Marmoleum Design Consultancy to discuss your ideas.

Q My kitchen is 'L' shaped. I've chosen the design I'd like to have but I'm not sure how the design will fit the shape of my floor.

A For all designs featured in our 333 x 333mm tile collection we can visualise your floor using our unique CAD drawing service, before you make your final choice.

As well as the black and white visualisation, we'll give you a material cost and detailed price quotation including a breakdown of the design elements required. Requests are usually processed within three working days. This can be organised for you by your Marmoleum Design Consultancy.

Q Do I have to buy any special products or equipment for cleaning and maintaining my Marmoleum floor? I would like it to stay looking this good for as long as possible.

A A Marmoleum floor is designed to last for many years – that's why it comes with a 15 year warranty. Looking after your floor will help maintain the natural beauty of Marmoleum and with a little care and attention it will stay looking as good as new throughout its long life.

Floors take more punishment than almost any other item of furnishing in your home. Marmoleum has a strong protective finish that makes cleaning and maintenance very simple. Our specially developed cleaner, Monel, will provide all you need to maintain your floor.

Along with a maintenance guide and guarantee card, Monel will form a Marmoleum maintenance starter pack, which will not only keep your floor looking its best but provide peace of mind that your floor will retain its natural beauty for many years to come.

You can obtain full details on care and maintenance of Marmoleum at www.marmoleum.co.uk. Alternatively you can ask your Marmoleum Design Consultancy or call our customer services department on 01592 643777.

Q My floors take quite a lot of punishment from the kids. Is Marmoleum covered by a warranty?

A Marmoleum is guaranteed to stay durable and beautiful. If your floor is fitted according to the Forbo-Flooring instructions it will be covered by a warranty of no less than 15 years from the date of purchase.




Q I love the new range of Marmoleum colours I've seen in John Lewis and I'm very interested in using it in my conservatory. I'm worried that the colours I've chosen won't look the same at home.

A Colours will always look different when viewed under a different light source. Your perception of the colour may also change depending on the time of day or even surrounding wall colours or furnishings. With a product that will last as long as Marmoleum does, you'll want to get your colour choice right first time – so take advantage of our free sample service. Just contact us with your selection of colours and we'll have them sent to you at your home.

Q I've just had Marmoleum fitted in my Kitchen and I'm sure the colour isn't exactly the same as the one I chose in the shop, though it is similar.

A Your Marmoleum is brand new and may be showing some 'drying room yellowing'. This natural phenomenon, a temporary, variable yellow tint, occurs as the Marmoleum completes its maturing process. You'll find that this is evident in some colours more than others. The solution is to simply expose the Marmoleum to light. Natural light is best but artificial light will also work, though may take longer. The yellow tint will soon disappear and the true colour of the Marmoleum will develop within a few days.



Q Where can I buy Marmoleum?

A Marmoleum is available from leading interior furnishing and flooring stores including the John Lewis Partnership.

These Marmoleum Design Consultancies (MDCs) can give you expert advice and answer queries on design and installation.

In this issue, we have asked the Marmoleum design team and also one of our technical experts, to answer questions often asked by customers considering Marmoleum for their home.




For an up to date MDC list please contact Customer Services on Tel: 01592 643777 or visit www.marmoleum.co.uk



Forbo-Nairn Ltd
PO Box 1 Kirkcaldy
Fife KY1 2SB
Tel 01592 643777
Fax 01592 643999
email info.uk@forbo.com
www.marmoleum.co.uk

Forbo Ireland Ltd
2 Deansgrange Business Park
Blackrock Co. Dublin
Tel (01) 2898 898
Fax (01) 2898 177
email info.ireland@forbo.com
www.forbo-flooring.ie

Forbo Floorcoverings Pty Ltd
23 Ormsby Place Weatherhill Park
NSW 2164 Australia
Tel (0) 29828 0200
Fax (0) 29828 0260
email info.au@forbo.com
www.forbo-flooring.com.au

 The material used in this publication is constituted from 75% post consumer waste and 25% virgin fibre.

April 2005



creating better environments