




stick down laminate & wood flooring profiles

Morleys Stick Down range is the quick and easy way to finish laminate and wood flooring installations. A double sided adhesive tape on the underside of each profile allows the profile to be stuck onto the flooring after it has been fitted. Suitable for both 8mm and 14mm laminate and wood, these profiles are available in satin silver, gold anodised and laminate finishes and in 2.7m lengths (900mm available on request) except the NE5 which is available in 2.44m.

PACKING: See below

All below available in the following colours:
Please note that printed colours are given as an indication only. Accurate colour matches can only be given with physical examples.




Code			
NE1		Stick Down Edge Trim 8mm 10 x 2.7m	Most common uses for this profile are to edge round the room against the skirting board, on the stairs or round the fireplace in 8mm laminate installations.
NE2		Stick Down Edge Trim 14mm 10 x 2.7m	As above, for 14mm thick wood or laminate.
NE3		Stick Down Parquet Edge 8mm 15 x 2.7m	Used for sitting on top of the wood or laminate flooring up to 8mm thick. Provides a diminishing finish down to hard flooring. Leave a gap for expansion.
NE4		Stick Down Parquet Edge 14mm 15 x 2.7m	As above, for 14mm thick wood or laminate.
NE5		Stick Down Cover Strip 15 x 2.44m	A versatile strip to cover all seams, particularly in doorways. Very useful for laminate to laminate.




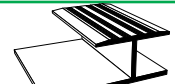
standard laminate and wood flooring profiles

Morleys Standard range offers 13 different profiles that will cover virtually all situations found in laminate and wood installations. Suitable for both 8mm and 14mm laminate and wood, these profiles are available in mill finish aluminium gold anodised, and a selection of laminated finishes in 2.7m lengths (900mm available on request).

PACKING: See below

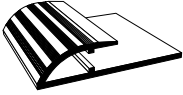
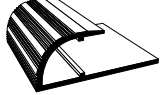
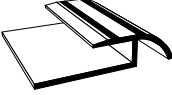



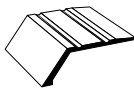


All below available in the following colours:
Please note that printed colours are given as an indication only. Accurate colour matches can only be given with physical examples.



Code			
ST8		Square Trim 8mm 15 x 2.7m	Attractively finishes off wood or laminate floors 7-8mm thick. Can be used to butt up against carpet tiles or ceramic tiles. No drilling required. Leave gap for expansion.
ST14		Square Trim 14mm 15 x 2.7m	As above, for 14mm thick wood or laminate.
DT8		Double Trim 8mm 15 x 2.7m	Used for joining wood or laminate floors 7-8mm thick. No drilling required. Leave a gap for expansion.
DT14		Double Trim 14mm 9 x 2.7m	As above, for 14mm thick wood or laminate.

eight

telephone: 01772 626700

Code			
RE8		Ramp Edge 8mm 9 x 2.7m	Finishes off wood or laminate floors 7-8mm thick. Provides a more gradual finish to square trim. No drilling required. Leave gap for expansion.
RE14		Ramp Edge 14mm 9 x 2.7m	As above, for 14mm thick wood or laminate.
PE		Round Edge 8mm 9 x 2.7m	Used for joining wood or laminate floors 7-8mm thick with carpet or hard flooring. Gap from lip to floor is 3.5mm. No drilling required. Leave gap for expansion.
ROE14		Round Edge 14mm 9 x 2.7m	As above, for 14mm thick wood or laminate.
ZES		Small Z Edge 8mm 9 x 2.7m	Used for joining any wood or laminate flooring up to 9mm thick with carpet. Can be compressed to provide a tight fit. No drilling required. Leave gap for expansion.
ZE		Z Edge 14mm 9 x 2.7m	As above, for 14mm thick wood or laminate.
PE8		Parquet Edge 8mm 15 x 2.7m	Used for sitting on top of the wood or laminate flooring up to 8mm thick. Provides a diminishing finish to hard flooring. Leave gap for expansion.
PE14		Parquet Edge 14mm 15 x 2.7m	As above, for 14mm thick wood or laminate.
SE8		Step Edge 8mm 9 x 2.7m	Designed to solve the problem of how to finish a staircase when using 8mm laminate flooring.

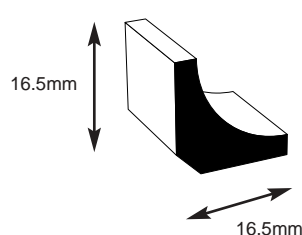
scotias and quadrants

High quality laminated trims designed to finish laminate, parquet or wood installations. Each trim is placed on top of the flooring and then fixed to the wall or skirting board. Available in two profiles, there are eleven colours to choose from as shown below:

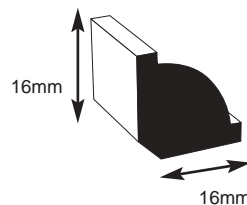
PACKING: Tube 2.400m x 20 lengths - 48m

Please note that printed colours are given as an indication only. Accurate colour matches can only be given with physical examples.

										
Beech WS1 WQ1	Oak WS2 WQ2	Maple WS3 WQ3	Alder WS4 WQ4	Mahogany WS5 WQ5	White WS6 WQ6	Cherry WS7 WQ7	Teak WS8 WQ8	Birch WS9 WQ9	Pine WS10 WQ10	Lt Oak WS11 WQ11



Scotia (WS)



Quadrant (WQ)