

► Solid Wood Flooring

Canadian Maple	1-plank Select	LaStrada:	oil-impregnation, lacquer-finish, untreated
Canadian Maple	1-plank Natur	LaStrada:	oil-impregnation, lacquer-finish, untreated
Canadian Maple	1-plank Living	LaStrada:	oil-impregnation, lacquer-finish, untreated
Beech	1-plank Select	LaStrada: Solido-Click:	oil-impregnation, lacquer-finish, untreated oil-impregnation, lacquer-finish
Beech	1-plank Natur	LaStrada: Solido-Click:	oil-impregnation, lacquer-finish, untreated oil-impregnation, lacquer-finish
Beech	1-plank Natur	Solido-Click:	oil-impregnation (black-brown)
Beech	1-plank Living	LaStrada: Solido-Click:	oil-impregnation, lacquer-finish, untreated oil-impregnation, lacquer-finish
European Oak	1-plank Select	LaStrada: Solido-Click:	oil-impregnation, lacquer-finish, untreated oil-impregnation, lacquer-finish
European Smoked Oak	1-plank Select	LaStrada:	oil-impregnation, lacquer-finish, untreated
European Oak	1-plank Natur	LaStrada: Solido-Click:	oil-impregnation, lacquer-finish, untreated oil-impregnation, lacquer-finish
European Oak	1-plank Natur	LaStrada: Solido-Click:	oil-impregnation (white) oil-impregnation (white)
European Oak	1-plank Natur	Solido-Click:	oil-impregnation (black-brown)
European Oak	1-plank Living	LaStrada: Solido-Click:	oil-impregnation, lacquer-finish, untreated oil-impregnation, lacquer-finish
European Brushed Oak	1-plank Living	LaStrada:	oil-impregnation, lacquer-finish, untreated
European Oak distressed, black-brown	1-plank Living	LaStrada:	oil-impregnation, lacquer-finish
Oak Gunstock	1-plank Living	Solido-Click:	lacquer-finish
Oak Butterscotch	1-plank Living	Solido-Click:	lacquer-finish
European Oak	multi-plank Living	LaStrada:	oil-impregnation, lacquer-finish, untreated
Jatoba	1-plank Select	LaStrada:	oil-impregnation, lacquer-finish, untreated
Kempas	1-plank Select	LaStrada:	oil-impregnation, lacquer-finish, untreated
American Cherry	1-plank Select	LaStrada:	oil-impregnation, lacquer-finish, untreated
American Cherry	1-plank Natur	LaStrada:	oil-impregnation, lacquer-finish, untreated
Merbau	1-plank Select	LaStrada: Solido-Click:	oil-impregnation, lacquer-finish, untreated oil-impregnation, lacquer-finish
European Thermo Ash red-brown	1-plank Natur	LaStrada:	oil-impregnation, lacquer-finish, untreated
American Walnut	1-plank Select	LaStrada:	oil-impregnation, lacquer-finish, untreated
American Walnut	1-plank Natur	LaStrada:	oil-impregnation, lacquer-finish, untreated

Nordic Spruce	1-plank Natur	LaStrada:	oil-impregnation, lacquer-finish, untreated
Nordic Pine	1-plank Natur	LaStrada:	oil-impregnation, lacquer-finish, untreated
Siberian Larch	1-plank Natur	LaStrada:	oil-impregnation, lacquer-finish, untreated
Siberian Larch	1-plank Living	LaStrada:	oil-impregnation, lacquer-finish, untreated
Pitch Pine	1-plank Select	LaStrada:	oil-impregnation, lacquer-finish, untreated
Pitch Pine	1-plank Natur	LaStrada:	oil-impregnation, lacquer-finish, untreated

The corresponding wood illustrations start on page 34.

► Cork

Natural structure	accent fine medium block	lacquer-finish lacquer-finish, oil-/wax-impregnation lacquer-finish lacquer-finish, oil-/wax-impregnation
Structure	accent blue accent crème accent white	lacquer-finish lacquer-finish lacquer-finish
Structure block	gold grey-blue silver	lacquer-finish lacquer-finish lacquer-finish

The corresponding cork illustrations start on page 42.

www.parador.de



Internet: www.parador.de
E-Mail: info@parador.de

Visit Parador on the Internet, and start dreaming about the latest trends, unusual home interior ideas, and our extensive product line!



The room of your dreams – Parador Wall/Ceiling Catalogue

Do you want to change something, get a new orientation, find a new style and make your dream room a reality? But you just need a few ideas? In the current Wall/Ceiling Catalogue you will find numerous design suggestions and exquisite room ideas that can be quickly and easily realised with Parador ClickBoard, veneered panels, decor panels, and built-in lighting systems. Detailed advice and the new wall/ceiling product line are available at your Parador dealer.

english 2/06 · © PARADOR · All rights reserved.

Parador GmbH & Co. KG
Millenkamp 7-8 · D-48653 Coesfeld
Germany

Room of Your Dreams

PARADOR

Flooring

Laminate Flooring | Engineered Wood Flooring | Solid Wood Flooring | Cork



Room of Your Dreams


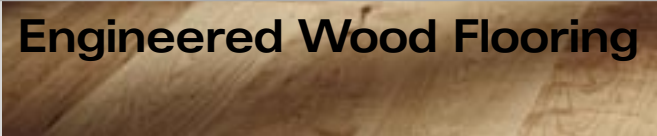


PARADOR

Discover home interior ideas

Contents

Make the room of your dreams a reality and discover how to quickly and easily implement the most beautiful ideas for individual home interiors. With laminate flooring, engineered wood flooring, solid wood flooring and cork from Parador.

Parador - the company	4
Which floor suits you?	6

	Laminate Flooring	10
	<i>Easy living - with durable and easy-maintenance laminate in many attractive decors.</i>	
	Engineered Wood Flooring	22
	<i>Get engineered wood flooring under your feet and feel the lively naturalness of selected woods.</i>	
	Solid Wood Flooring	30
	<i>Experience fascinating naturalness - durable solid wood flooring provides the basis for exclusive home interior satisfaction that will last for generations.</i>	
	Cork	40
	<i>Enjoy the unique resilient, noise and thermal insulating characteristics of environmentally responsible cork.</i>	

Skirtings and Profiles	78
Installation/Maintenance	82
Project Planner	88
Product Line Overview	91

On the cover: Engineered Wood Flooring in Oak Block Living

	Laminate Flooring	46
	<i>Trendtime Overview</i>	
	<i>Laminate Flooring Trendtime</i>	54
	<i>Yours is the pleasure of choosing among numerous installation patterns, trendy decors, and new surfaces.</i>	
	Engineered Wood Flooring	64
	<i>Engineered Wood Flooring Trendtime</i>	
	<i>You will find a fascinating variety of unusual wood types with allround bevelled edges in different installation patterns.</i>	
	Solid Wood Flooring	72
	<i>Solid Wood Flooring Trendtime</i>	
	<i>Experience solid wood through and through, trendy wood types - with click mechanism for a fast and safe installation.</i>	

Trendtime



Engineered Wood Flooring Trendtime 2 in Canadian Maple Natur

Interior dreams made in Germany

A promise of quality

Parador is not only products for floor, wall, and ceilings; Parador is the room of your dreams, made in Germany. For us this means the perfect combination of handcrafted quality, innovative technology, current design trends, and materials for healthy living. Consequently for our engineered and solid wood flooring, we use naturally grown fine woods that have been carefully selected, stored, and processed. Our designers, who find inspiration in original materials and current trends, and then implement their ideas with state of the art printing technology and surface finishing, develop the décors for laminate floors. The central component of our corporate philosophy is commitment to develop products that anyone can install and maintain, simply and perfectly. The **AUTOMATIC-CLICK** connection for engineered and solid wood flooring, as well as high-quality pre-finished lacquer and oil surfaces, are good examples for concrete implementation.

And because interior design is a sensitive subject, our products are continuously tested for quality and environmental compatibility by independent test institutes. Thus as a sensible customer-oriented brand, Parador opens the most beautiful perspectives through ever-new product lines that satisfy the highest demands, and which enable anyone to simply realise the dream of individual, beautiful home interiors. Easy Handling for Easy Living – this is the promise of the Parador brand that you can rely on.

Innovation and home interiors Experience variety

Since dreams can change, Parador sees the continuous development of new products as a priority and has put its expressive power of innovation to the test many times. For example with ClickBoard, the first ready-for-use extension board. Or with SolidoClick, the first solid wood plank with click-connection, and the first click decor panel, RapidoClick. The latest example of its innovative power is the new Trendtime collection. With Laminate Flooring Trendtime, Engineered Wood Flooring Trendtime, and Solid Wood Flooring Trendtime Parador offers surprises with impressive product innovations based on international design and lifestyle trends. You will find detailed information on Trendtime starting on page 46 of this catalogue. For all of our products we rely on top personnel who manufacture outstanding quality products with state-of-the-art production technology, so that you can enjoy the room of your dreams, one hundred per cent.

Parador gives you the security of a controlled brand name product:

- ▶ **Durable laminate flooring** in two product lines: Click-Laminate and Click-Akustik laminate for different utility classes.
- ▶ **High-quality engineered wood flooring** for simple and precise installation: Bellano-Click and Casino-Click with the patented **AUTOMATIC-CLICK** system that enables automatic locking of the long and short edges.
- ▶ **Natural cork flooring** with click mechanism for simple do-it-yourself installation for a pleasant room feel.
- ▶ **Exquisite solid wood flooring:** LaStrada – the classic solid wood plank with tongue & groove connection and Solido-Click - the first solid wood plank with the **AUTOMATIC-CLICK** system.
- ▶ **Trendtime** – the brand-new generation of innovative laminate, engineered and solid wood flooring. A fascinating combination of technical refinement and international interior design.

Engineered Wood Flooring Trendtime 4 in Thermo Oak Natur

Trends you can feel



In the Trend Center in Coesfeld you can experience the Parador brand in all its facets and discover new rooms of your dreams.

Flooring from Parador. Floor for life.

100% Life

Everyone walks all over it. It can't run away. Nobody asks how it is doing. It is a constant coming and going, grinding and stepping, hitting and jolting. It really isn't fair. But often such a floor really lives out a real punishing existence. It's nice that laminate is not so sensitive, but rather is wonderfully easy to maintain. Thus the normal misfortunes of daily life only seem half as bad. A glass breaking on the floor gets a benign comment, „break a thing mend your luck“, and a smile. And if the dog runs through the living room once again with dirty paws, and then has the audacity to demand a reward with licking tongue, his master demonstrates his generosity and gets out a really nice bone. Very simple, because life can still be so wonderfully uncomplicated and beautiful. „Life without limit“ is the motto. Laminate is, and remains, the ideal basis for more enjoyment in home interiors. By the way, you can discover the joy in beautiful design with the new Laminate Trendtime collection.

100% Home

New city, new job, new people, new apartment. Life lives by changes. Whoever breaks new ground has a lot to deal with and little time for renovation work. It's a good thing that engineered wood flooring from Parador can be installed so easily and so quickly - you can really get a beautiful new wood floor in breakneck speed now. High-quality pieces of wood create a decidedly pleasant interior atmosphere and ensure that the new environment quickly becomes a new home. If everything goes as smoothly as installing the new wood flooring, then the transition phase will quickly be over, and you can really move on to other things! The new Trendtime collection of Engineered Wood Flooring offers many new and attractive trend woods for getting started with a completely new home interior and home feeling - for every taste and every lifestyle.

100% Dream Partner

Lifetime Partner! Sympathetic, natural, tasteful, authentic, aesthetic, stressable, constant, elegant, and urbane. In short: A dream partner for a permanent relationship. A clear case for solid wood flooring! Solid wood flooring from Parador is a perfect match - in other words the best thing that ever „happened“ to your home. A floor for generations that leaves nothing to be desired in terms of stable value. Solid wood flooring from Parador becomes more attractive as the years go by. The solid planks have an extremely positive effect on room climate and are appealing with their lively look. Don't miss our Trendtime product line for solid wood flooring and allow yourself to be enchanted by the magic of design flooring in a class by itself! You will fall in love - guaranteed!

100% Harmony

Where do children get their unbelievable energy? Often the little tykes have so much energy that they don't know what to do with it. There may be situations where home furnishings fall victim to this overabundant energy. Children need a room to romp around in. And they need a tolerant floor that always plays along with them. Cork from Parador, for example. Cork flooring takes a lot of abuse and is highly elastic and easy on the joints. And thanks to the noise insulating characteristics of cork flooring, it is also easy on mom and dad's nerves. Thus cork flooring is just the opposite of a spoil sport, in every aspect, and easily makes living areas into wellness areas.



Laminate Flooring



Engineered Wood Flooring



Solid Wood Flooring



Cork

Laminate Flooring Trendtime 1 in Makassar



Live without complications


Exquisite look, resistant to daily stress

Laminate flooring has been enjoying increasing popularity for years. And there is a good reason why: Laminate is particularly resistant; stains can be quickly removed without a trace. The only thing that leaves a lasting impression is the attractive look. A Parador laminate floor lends every room its own very individual character. The entry is inviting, the living room generous, the bedroom comfortable, the children's room robust, and the kitchen is easy to care for. But laminate is also an intelligent solution for offices and commercial areas. Even at the highest levels of stress you can be sure that years later the floor will

retain the same inimitable look it had when it was installed. This is ensured by the unrivalled brilliant decors and the non-compromising manufacturing quality that is used to produce Parador laminate for different utility classes in domestic and commercial areas. Design aficionados also find suitable laminate flooring at Parador. We introduce the Laminate Trendtime collection on page 54. And if you are interested in Click-laminate in a true-to-life tile look, please turn to page 18.


So quiet it cannot be overheard

A relaxed living atmosphere also includes a moderate level of background noise. This is why you do not have to tiptoe on laminate floors from Parador. Simply decide on one of the following four laminate floors with particularly effective noise insulation and your movements can be free and unrestrained.



- ▶ **Parador Laminate 1050 Akustik** and **Clever-Click-Akustik** with noise-insulating high-tech acoustic mat: 12 dB quieter in the room, impact noise level improvement of 17 dB.
- ▶ **Fit-Click-Akustik** with integrated impact noise insulation macro-fiber underlay: 5 dB quieter in the room, impact noise level improvement of 17 dB.
- ▶ **Smart-Click-Akustik** with integrated impact noise insulation. Additional impact noise protection is not necessary.

Laminate Flooring in Oak Wideplank wild grain



Function in Perfection

Monitored Quality

With selected raw materials, state-of-the-art manufacturing technologies, qualified personnel, and constant quality controls, Parador sets the highest standards for laminate manufacturing. The laminate products are pressed with 400 N/cm² at temperatures up to 250 °C, and they are acclimated in maturing storage for 12 days. Thus we ensure that every plank will stay in perfect shape continuously. High-tech precision machines cut the planks to size with such precision that the joints of professionally installed Parador laminate floors are virtually undetectable with the naked eye. This guarantees a beautiful appearance and protects against dirt and moisture.


With Parador your dream of beautiful flooring can come true sooner than you might think. The installation is simple and fast thanks to the patented Click-mechanism.



Just a Click

- ▶ Patented Click-mechanism with **SAFE-LOCK** profile: Simply push the planks together and let them lock in securely.
- ▶ Stable safety locking thanks to a precisely engaging web profile.
- ▶ Tongue with enlarged horizontal contact surface for an optimal flush surface.
- ▶ Glue reservoir in the profile enables mounting with glue for permanent installation.
- ▶ Installation without glue: Planks can be removed and reused.

Laminate Flooring Composition

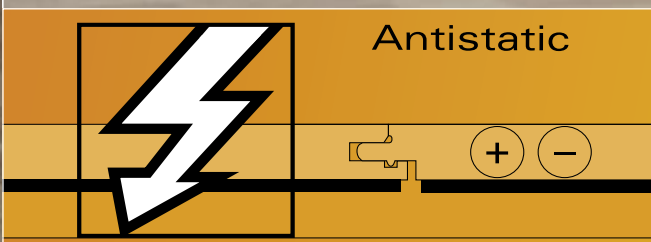


Patented installation system



Patented Click-mechanism with **SAFE-LOCK** profile: Simply push the planks together and let them lock in securely.

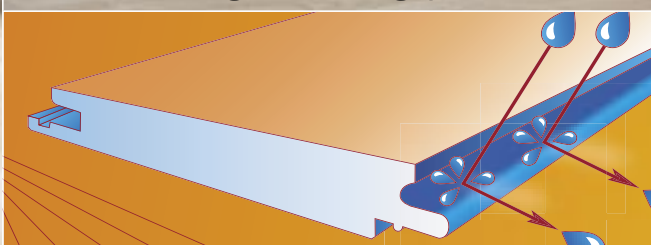
Anti-static



Antistatic

Increased discharge capacity reduces electrostatic charging.

Outstanding swelling protection



The **AQUA-PROOF** system from Parador - swelling protected substrate and allround edge impregnation ensure a triple safeguard against swelling for the laminate planks. The entire laminate profile is impregnated from the upper edge of the plank to the lower edge of the plank and along its long side, as well as short side, for reliable protection against moisture.

Laminate Product Line

EN 13329
Recommended utility classes

Laminate 1050

- ▶ Plank thickness 8 mm
- ▶ **AQUA-PROOF** system for triple swelling protection
- ▶ Anti-static
- ▶ Embossed surfaces
- ▶ FSC certified

Laminate 1050 Akustik

- ▶ Plank thickness 10 mm
- ▶ **AQUA-PROOF** system for triple swelling protection
- ▶ Anti-static
- ▶ Embossed surfaces
- ▶ Noise-insulating high-tech acoustic mat
- ▶ FSC certified

Clever-Click

- ▶ Plank thickness 7 mm
- ▶ **AQUA-PROOF** system for triple swelling protection
- ▶ Embossed surfaces

Clever-Click-Akustik

- ▶ Plank thickness 9 mm
- ▶ **AQUA-PROOF** system for triple swelling protection
- ▶ Embossed surfaces
- ▶ Noise insulating high-tech acoustic mat

Fit-Click

- ▶ Plank thickness 7 mm
- ▶ Special substrate with 40% better swelling protection than EN 13329

Fit-Click-Akustik

- ▶ Plank thickness 10 mm
- ▶ Special substrate with 40% better swelling protection than EN 13329
- ▶ Noise insulating Macro-fiberboard M.F.P.

Smart-Click

- ▶ Plank thickness 6.2 mm
- ▶ HDF core with increased swelling protection


Smart-Click-Akustik

- ▶ Plank thickness 8.6 mm
- ▶ HDF core with increased swelling protection
- ▶ Integrated noise insulating fiberboard

EN 13329 Recommended utility classes	Icon
▶ Domestic areas exposed to heavy use. (NK 23)	
▶ Commercial areas exposed to general use. (NK 32)	
▶ Domestic areas exposed to heavy use. (NK 23)	
▶ Commercial areas exposed to general use. (NK 32)	
▶ Domestic areas exposed to heavy use. (NK 23)	
▶ Commercial areas exposed to general use. (NK 32)	
▶ Domestic areas exposed to heavy use. (NK 23)	
▶ Commercial areas exposed to moderate or temporary use. (NK 31)	
▶ Domestic areas exposed to heavy use. (NK 23)	
▶ Commercial areas exposed to moderate or temporary use. (NK 31)	
▶ Domestic areas exposed to heavy use. (NK 23)	
▶ Domestic areas exposed to heavy use. (NK 23)	


Attractive eye-catcher

Block



Appealing Atmospheres

Wideplank



Please see our Product Line Overview on page 92.
The Fit-Click/-Akustik and Smart-Click/-Akustik decors for Maple Block and Beech Block deviate slightly from these illustrations.

Unbelievably Authentic

Parador Laminate Stone-Click

With Stone-Click Antique and Stone-Click Classic you can enjoy having laminate flooring in true-to-life tile designs under your feet. Thanks to a special substrate with built-in swelling protection Parador Laminate Stone-Click comes with a very effective moisture shield. Another highlight is the authentic structure - an embossed surface that resembles the characteristic structure of real tiles. However the 3-dimensional joint design plays an important role in achieving the authentic tile look. The joints not only look like genuine tile, they even feel just like genuine tile joints.



Laminate Flooring in Stone-Click Classic Cotto

Stone-Click Composition




- ▶ Domestic areas exposed to heavy use. (NK 23)
- ▶ Commercial areas exposed to general use. (NK 32)

▶ Ideal for renovations, thanks to low height of only 8 mm

▶ Authentic tile look, thanks to three-dimensional joint

▶ Substrate with 60 % better swelling protection than EN 13329

▶ Patented Click-mechanism with **SAFE-LOCK** profile



Stone-Click quality guarantee
15 years
for domestic applications

Stone-Click quality guarantee
5 years
for commercial applications

Elegant Illusion

Tile look





Engineered Wood Flooring in Oak Block Living

Flooring with character

Enjoy it from the ground up

Wood flooring is natural, wood flooring has character and it creates atmosphere. A genuine wood floor simply makes every room a comfortable wellness zone and is considered to be valuable and exclusive. High-quality engineered wood floors from Parador can be installed in no time, thanks to the patented Click-mechanism. Thus you can quickly and easily turn your ideas into reality and have more time for enjoyment. A lot more time, because Engineered Wood Flooring from Parador is made to be particularly durable. The 3-layer sandwich structure that retains its form, as well as the fine surfaces of natural oil impregnation, or multi-coat lacquer sealing ensure this durability. And the extensive variety of selected wood types in three different styles offers the right choice for every interior area and interior style. In terms of selection: Starting on page 64 you will find detailed information on Engineered Wood Flooring Trendtime parquet, the design series by Parador.



Rooms Define

The selected style: *Select*


Harmonious structuring and slight color nuances: With the *Select* style you can design unusually peaceful and elegant floor surfaces.

The harmonious style: *Natur*

The style *Natur* offers the best foundation for a floor design with a natural and very expressive overall effect.

The vivid style: *Living*

The style *Living* stands out due to its robust, vivid look – knotty wood with character, just as it has grown on the trunk.



Engineered Wood Flooring Trendtime 3 in Beech Natur

Quality and Refinement

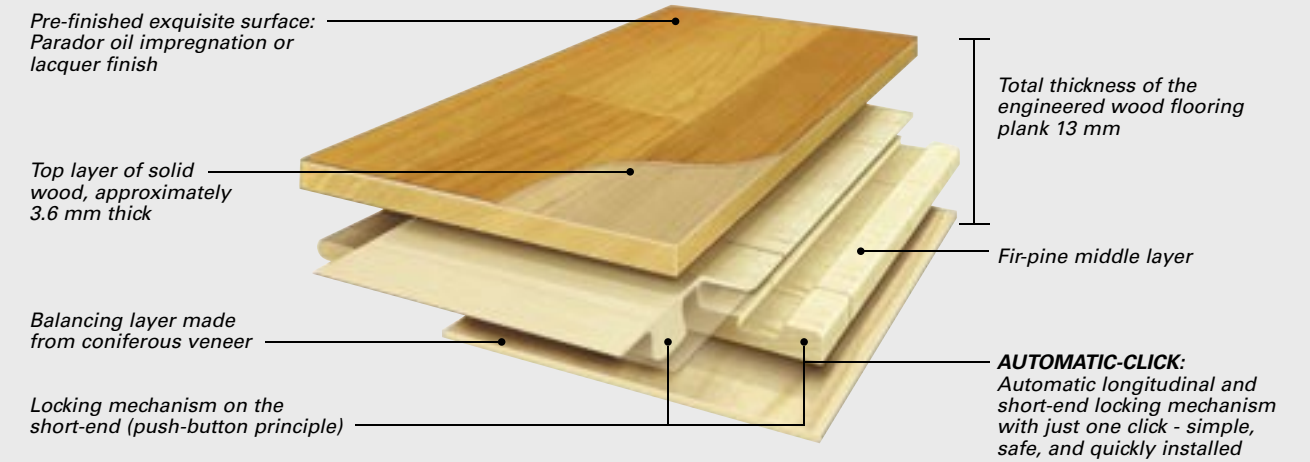
First-Class Woods

With selected raw materials, the most modern manufacturing technologies, qualified specialists, and constant quality controls, Parador sets the highest standards of quality. We test every single parquet strip in computer-controlled processes for its visual quality, so that even the smallest flaws are detected and the strip with flaws can be sorted out from production. Thus Parador wood flooring sustainably offers you the most beautiful basis for stylish interiors with wood.


At a Glance

- ▶ **AUTOMATIC-CLICK:** Automatic longitudinal-edge and short-end locking mechanism with just a click - simple, safe, and quickly installed.
- ▶ Automatic sealed joints without hammering block.
- ▶ Short-end locking mechanism (push-button principle).
- ▶ Glue is no longer required.
- ▶ Dimensionally stable 3-layer sandwich structure, 13 mm thick.
- ▶ Solid wear layer, approximately 3.6 mm thick, enables multiple renovation processes.
- ▶ Planks available in classic long format or handy short lengths.

Engineered Wood Flooring 3-Layer Composition



A fast click for more beautiful interiors



*Bellano-Click and Casino-Click can be installed without glue – fast and problem-free. Your new floor can be walked on immediately. The patented **AUTOMATIC-CLICK** system with longitudinal and short-end locking mechanism makes it possible.*

Engineered Wood Flooring Product Line

Bellano-Click

▶ Fine engineered wood flooring with **AUTOMATIC-CLICK** system in classic long format.

Casino-Click

▶ Fine engineered wood flooring with **AUTOMATIC-CLICK** system in handy short format.

Oil Impregnation

Engineered wood floors with our pre-finished oil-impregnated surface offer the following advantages:

- ▶ The open, naturally breathing wood surface is preserved.
- ▶ The moisture-regulating effect of the wood ensures a balanced room climate.
- ▶ Deep impregnation with a special oil formula repels dirt.
- ▶ Small damages can be partially repaired through sanding and re-applying the oil.
- ▶ The finest nuances in colour and grain structure of the wood are enhanced.

Lacquer Finish

Advantages of engineered wood floors with our pre-finished lacquer-sealed surface:

- ▶ Sealed, dirt-repellent surface thanks to 11 coats of a durable multi-component lacquer.
- ▶ The wood is optimally protected from mechanical stress.
- ▶ Environmentally friendly UV-lacquer with a solids content of 100%.
- ▶ Exquisite, long-lasting visual appearance due to the semi-gloss surface finish.
- ▶ The natural colours and grain structure of the woods are emphasised.




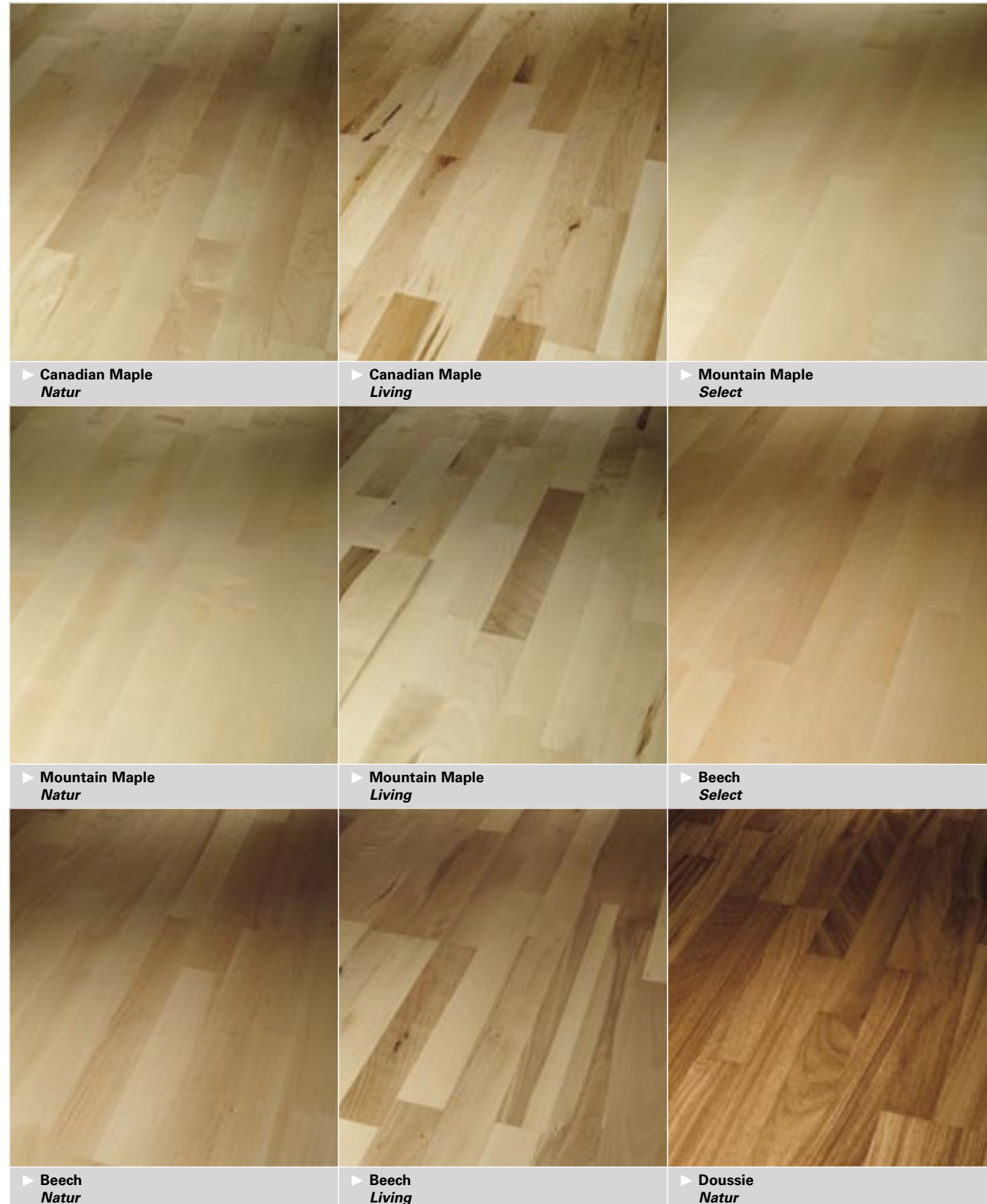
Hardness Rating Info Box

Wood Type	Brinell Hardness Rating n/mm ²	Wood Type	Brinell Hardness Rating n/mm ²
Maple	48	Cherry	30
Bamboo	40	Larch	25
Sycamore	27	Merbau	49
Beech	34	Teak	38
Doussie	40	Tigerwood	62
Oak	34	Walnut	31
Thermo Oak	32	Wenge	45
Ash	41	Zebrano	56
Jatoba	69		

Note: The values specified are average values.

Discerning Look


Block



Wood is a naturally grown product of nature. Thus colour and grain structure differences are a sign of guaranteed authenticity. Please see our Product Line Overview on page 92.

Charming Performance

Block



Wideplank



Solid home interior pleasure

Natural through and through

Solid wood flooring is the classic for stylish home interiors and cast their spell through natural beauty, timeless elegance, and value that remains stable. And with solid wood flooring from Parador the highest level of home interior comfort becomes a permanent fixture for generations. Parador solid wood flooring is available in two versions: As classic plank LaStrada and as SolidoClick with patented **AUTOMATIC-CLICK** system. With the stainless steel clamps the 128 mm and 137 mm wide LaStrada planks can even be installed very easily as a „floating floor.“ LaStrada and SolidoClick are available in a variety of beautiful wood types, from Beech to European Oak, to Merbau. There are three different styles, and two different variants of the surface finish to choose from.

Experience the vivid naturalness, the comforting warmth, and the pristine aesthetics of genuine, solid wood through and through. See the attractive selection of fine and trendy wood types of the Trendtime Solid Wood Flooring Collection starting on page 72.

Parador Solid Wood Flooring

- ▶ Solid wood through and through - a floor for generations.
- ▶ Vivid naturalness for pure home interior pleasure.
- ▶ Pre-finished exquisite surface: Parador oil impregnation or lacquer finish.
- ▶ Healthy room climate thanks to the regulating effect of solid wood.

Solid Wood Flooring Merbau 1-plank Select



Well Sorted

Fine style: *Select*

Harmonious grain structuring and slight colour nuances: with the *Select* style you can design unusually peaceful and elegant floor surfaces.

Expressive style: *Natur*

The style *Natur* offers the best foundation for a floor design with a natural and very expressive overall effect.

Lively style: *Living*

The style *Living* stands out due to its robust, vivid look – knotty wood with character, just as it has grown on the trunk.



Select

Natur

Living

1-plank and multi-plank floorboards



1-plank floorboards consist of a single continuous piece of wood. Multi-plank floorboards consist of two to four different solid-wood strips of different widths combined together.



Sustainable home interior satisfaction

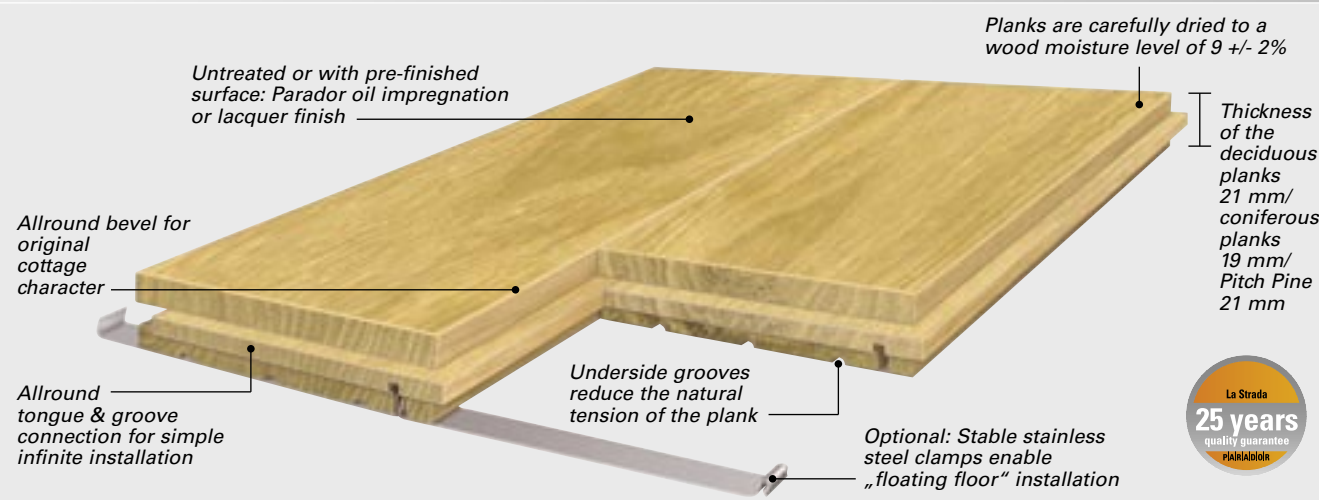
Flooring for generations

Parador solid wood planks are not just visually impressive. The quality cannot be concealed. Experienced specialists select the best woods with the utmost care to manufacture the solid timber planks. LaStrada planks are 21 mm thick, solid wood, Solido-Click is 16 mm thick. This distinguishes solid timber flooring from so-called multi-layer parquet, which consists of layers that have been glued together. The robust character of solid wood, as well as the first-class processing guarantee outstanding stable value for generations.

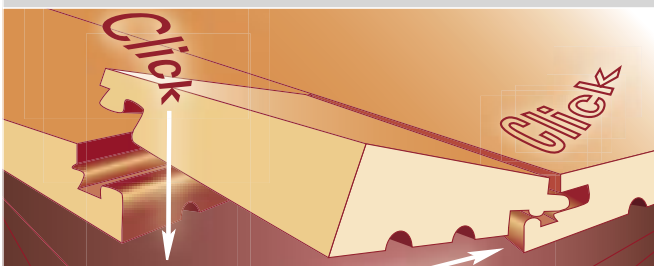
LaStrada with clamp installation

With the stainless steel clamps the 128 mm and 137 mm wide LaStrada planks can even be installed very easily as a „floating floor“ without screws or nails. For this the clamps are anchored on the underside of the planks in a specially milled groove. A special clip mechanism enables the creation of chains that provide the necessary stability. An additional advantage of this installation technique is the low height.

LaStrada Solid Wood Flooring

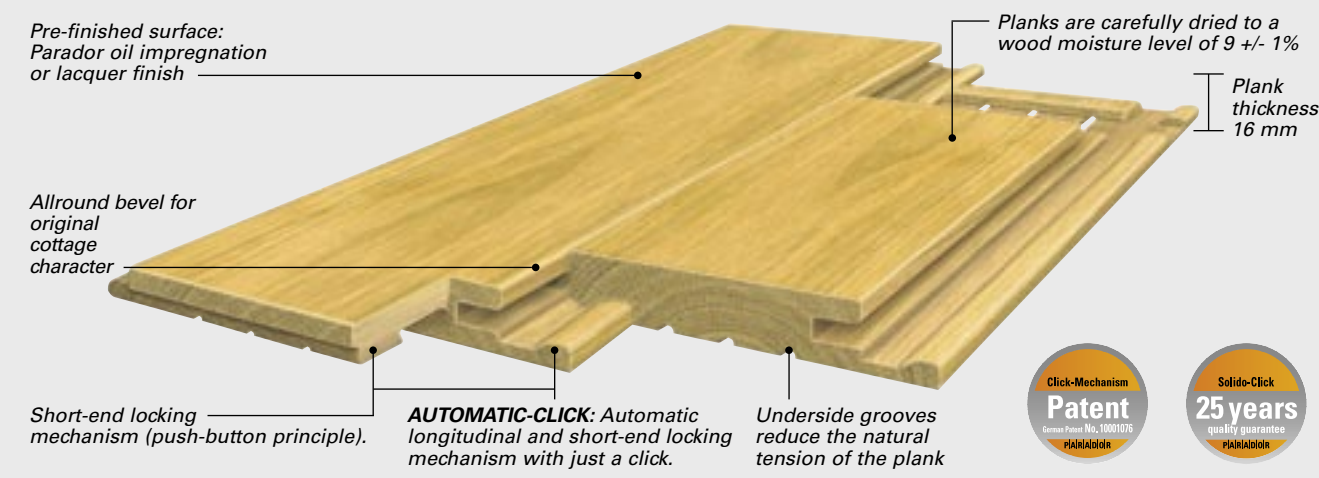


SolidoClick with Click-mechanism



SolidoClick is the first solid wood plank with **AUTOMATIC CLICK** system, the patented Click-mechanism with automatic longitudinal and short-end locking.

SolidoClick Solid Wood Flooring



Imposing surfaces

Oil Impregnation

Parador Solid Wood Flooring with our pre-finished oil-impregnated surface offers the following advantages:

- ▶ The open, naturally breathing wood surface is preserved.
- ▶ The moisture-regulating effect of the wood ensures a balanced room climate.
- ▶ Deep impregnation with a special oil formula repels dirt.
- ▶ Small damages can be partially repaired through sanding and re-applying the oil.
- ▶ The finest nuances in colour and grain structure of the wood are enhanced.

Lacquer Finish

Parador Solid Wood Flooring with our pre-finished lacquer sealed surface offers the following advantages:

- ▶ A sealed, dirt-resistant surface thanks to a durable 11-coat, multi-component finish.
- ▶ The wood is optimally protected from mechanical stress.
- ▶ Environmentally friendly UV-lacquer with a solids content of 100%.
- ▶ Exquisite, long lasting appearance thanks due to the semi-gloss finish.
- ▶ The natural colours and grain structure of the woods are emphasised.



LaStrada is also available untreated without surface finish.

Hardness Rating Info Box



Wood Type	Brinell Hardness Rating n/mm ²	Density g/cm ³	Hardness Rating	Wood Type	Brinell Hardness Rating n/mm ²	Density g/cm ³	Hardness Rating
Maple	48	0.72	4	Cherry	30	0.58	2
Pear	35	0.70	4	Siberian Larch	25	0.59	2
Beech	34	0.68	3	Merbau	49	0.85	4
Oak	34	0.71	4	Pitch Pine	33	0.63	3
Fir	12	0.47	1	Teak	38	0.71	4
Jarrah	52	0.82	4	Thermo Oak	31	0.60	3
Jatoba	69	0.95	4	Walnut	31	0.60	3
Kempas	52	0.82	4	Wenge	45	0.71	4
Nordic Pine	19	0.52	2				

Generally the following applies: The wood types listed above demonstrate the values cited in the table at wood moisture content of 12 %. These values are approximate values, as wood shows deviations in hardness rating depending on its particular growth characteristics.

Hardness classes: 1 – very soft wood
3 – hard wood
2 – soft wood
4 – very hard wood


Solid Beauty

Exquisite deciduous woods



Solid Beauty


Exquisite deciduous woods



Please see our Product Line Overview on page 92.

Classical Elegance

Selected coniferous woods



Please see the wood type style description in the Solid Wood Flooring Price List. Wood is a naturally grown product of nature. Every solid wood plank is a unique product supplied by nature. Deviations in colour, grain structure, and knot area ratio are signs of guaranteed authenticity, and consequently they are subject to change.

Laminate Flooring Trendtime 2 Snakewood



LED – play of light

Your floor is the scene. Stainless steel LED lights from Parador are extremely shock-resistant, generate virtually no heat, and have an astonishing service-life.


Thus they are outstandingly suited for installation in the floor.



LED light: 1-watt/low voltage technology, format 76 x 76 x 6.2 mm



LED light: 1-watt/low voltage technology, format 25 x 95 mm, for installation in Engineered Wood Flooring Trendtime 2, Laminate Flooring Trendtime 2 and Solid Wood Flooring Trendtime 2.



Design-Dots



High quality, stainless steel Design Dots add stylish accents to your floor. Diameter: 20 mm



Naturally Cork

Unique Characteristics

Cork is pleasantly warm, it has high elasticity, and it is particularly resistant and always stays in perfect form. This makes cork an ideal floor covering for normal to highly stressed areas, such as fitness rooms and office rooms. But other areas also look good with cork flooring. Cork flooring from Parador makes the entry inviting, the living room friendly, the bedroom cosy, and the children's' room a play area. Hand selected raw materials, special working techniques, and refining processes guarantee a highly expressive look and the highest quality. Quality from Parador.

A Good Feeling

Parador gives you the security of a controlled brand name product:

- ▶ Patented Click-mechanism with **SAFE-LOCK** profile: Quickly, easily and safely installed.
- ▶ Dimensionally stable 3-layer sandwich structure, 3 mm top layer, total thickness 10.5 mm.
- ▶ Complete accessories for quick, professional installation and simple maintenance.
- ▶ Pre-finished refined surfaces with lacquer finish or oil/wax impregnation.
- ▶ 10-year guarantee

Pure home interior enjoyment

The patent on clicking

Parador Portino-Click is cork flooring with the patented click mechanism: It can be installed quickly and perfectly by the homeowner, without glue, and it is immediately ready for use.

Natural advantages:

- ▶ Natural materials for a pleasant home interior feel.
- ▶ Pre-finished, unmistakably natural surface and grain structure.
- ▶ Heat insulating and extremely hard-wearing.
- ▶ Highly elastic - protects back and joints.
- ▶ Environmentally responsible manufacturing.

Oil / wax impregnation

The Portino-Click cork floors that are impregnated with oil and wax at the factory offer the following advantages:

- ▶ The open cork structure is preserved.
- ▶ The deep impregnation with our special oil/wax formula repels dirt.
- ▶ Minor damages can be partially repaired through sanding and re-oiling.
- ▶ The finest colour and grain structure nuances of the cork are emphasised.

Lacquer Finish

Advantages of cork floors with our factory-applied lacquer finish:

- ▶ Sealed, dirt-repellent surface through a long-lasting lacquer finish.
- ▶ The cork is optimally protected from mechanical stress.
- ▶ Environmentally friendly UV-lacquer with high solids content.
- ▶ Exquisite, long lasting appearance thanks due to the semi-gloss finish.
- ▶ The finest colour and structure nuances of the cork are emphasised.



Cork flooring in Natural structure block

Patented installation system



Patented Click-mechanism with **SAFE-LOCK** profile: Simply push the planks together and let them lock in securely.

Tangibly Natural



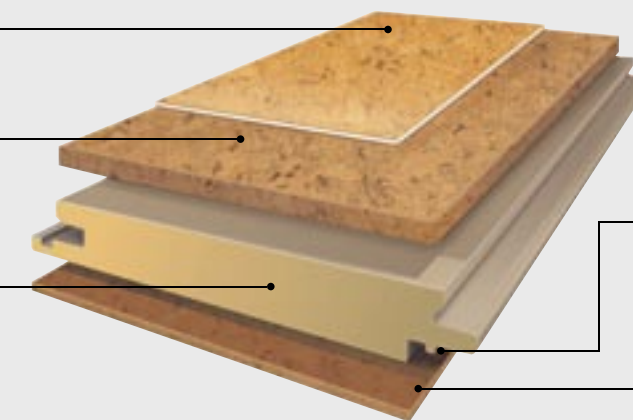
Cork is a cultivated raw material that is obtained from the bark of the cork oak, without damaging the tree.

Cork Flooring Portino-Click

Pre-finished surface:

Top layer of compressed cork granulate with cork veneer, approximately 3 mm thick.

Highly compressed HDF-substrate with low swelling characteristics



Total thickness of the cork flooring plank - 10.5 mm


Patented Click-mechanism with **SAFE-LOCK** profile

Impact noise insulating balancing layer of cork



Pleasant room feeling

Cork grain structures and colours



Cork is a naturally grown product. Slight variations in colour and grain structure are thus a sign of guaranteed authenticity.





Engineered Wood Flooring Trendtime 3 in Oak Limed Natur

A New Style of Living

Designer floors from Parador Laminate Trendtime

The new Trendtime Collection is presented on the following pages. Experience the fascinating spectrum of innovative Laminate, Engineered and Solid Wood Flooring. Parador has developed impressive product innovations based on international design and interior decoration trends. New types of wood and surfaces combined with technical refinement become interior design trend-setters. Let your inspiration flow and find your personal wellness style.

Parador Laminate Trendtime, these are imposing natural stone decors, extraordinary design decors, and trendy wood decors. Discover the fascination of new surface structures and installation patterns. The similarity to real wood and natural stone flooring is astonishing. Parador Laminate Trendtime combines exclusive design with high functionality for all living areas and is available in five formats.

Engineered Wood Flooring Trendtime

Parador Engineered Wood Flooring Trendtime is presented in four formats. With its naturalness and exclusivity, this classic among floor coverings creates a friendly interior atmosphere. Trendy wood types, unique surface structures, and interesting installation patterns await your discovery.

Solid Wood Flooring Trendtime

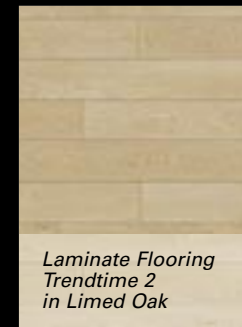
Solid wood planks are also represented for the first time in the new Trendtime Collection. The pure naturalness of genuine wood through and through and the long-term stable value, combined with trendy wood types and formats, make your home into a representative design object. And the simple click mechanism means that your dream rooms can more quickly become a reality.



Solid Wood Flooring Trendtime 2 in Wenge Select

Living in Country Style


Harmony replaces the hectic rush. The Country Style brings tranquility and cosiness into your home. With materials such as wood in either a natural or limed look. Perfect additions are wrought iron, clay pottery or linen. Preferred wall colours are light and bright, mostly white. Floral patterns are used for setting colourful accents. The stylistic roots of the Country style are found mainly in the Scandinavian region as well as in New England.



Laminated Flooring Trendtime 2 in Limed Oak




Engineered Wood Flooring Trendtime 4 in Larch Brushed Living




Solid Wood Flooring Trendtime 1 in Pitch Pine Classic




Country Style




Modern Style



African Style



New Style



Oriental Style




Laminated Flooring Trendtime 1 in Natural Oak

Living in Modern Style

Modern Style – that is passion for the finest materials like metals and solid wood. And the dominance of straight lines and linear elements in the overall design concept. The highest principles are technical finesse, premium workmanship and innovative functionality. In short: Bauhaus newly interpreted.



Laminate Flooring Trendtime 1 in Cocobolo Dark



Engineered Wood Flooring Trendtime 1 in Zebrano Natur




Solid Wood Flooring Trendtime 2 in Canadian Maple Select




Laminate Flooring Trendtime 3 in Beech

Living in African Style


Authentic and vital. The African Style unites excerpts from African tribal cultures with spacious architecture and natural textures and materials. The main focus is on traditional craftsmanship and spiritually influenced archaic shapes. Very popular: textiles with rough textures, walls with oil paints or stucco techniques as well as leather and dark wood types painted with luscious natural colours.



Laminate Flooring Trendtime 2 in Snakewood



Engineered Wood Flooring Trendtime 1 in Bamboo Chocolate Natur



Solid Wood Flooring Trendtime 1 in Wenge Select




Solid Wood Flooring Trendtime 2 in American Walnut Classic

Living in New Style


New Style comes along with two faces: Lean Design is strongly influenced by the Bauhaus. The cubic forms however have dissolved, the corners are rounded. Preferred materials: wood, leather and above all synthetic materials, i.e. plastics in brown, yellow and white tones. Retro design picks up decors from anywhere between the 50's and 70's and confronts them with elements from other design schools and styles. Synthetically made materials like plywood or plastic are often used deliberately. An absolute must: bright luminous colours, neon-green, orange and colour combinations à la Op- and Pop-Art.



Laminate Flooring
Trendtime 4
in Stripes Red



Engineered Wood
Flooring Trendtime 3
in Oak Black Natur



Solid Wood Flooring
Trendtime 1
in Jarrah Select

Living in Oriental Style

Holistic harmony is the guiding theme of Oriental Style. Close-to-nature, meditative ambience and reduced, open room situations with lots of transparency are the basis. The goal is not to achieve an Asian folklore-look, but a Zen-inspired feel-good-atmosphere. Without anything annoying or distracting. Popular colours are creme-tones, white and brown. Asian accessories - sparingly used - set unobtrusive accents.



Laminate Flooring
Trendtime 2
in Merbau



Engineered Wood
Flooring Trendtime 1
in Bamboo Light Natur



Solid Wood Flooring
Trendtime 1
in Pearwood Classic



Solid Wood Flooring Trendtime 1 in Teak Select



Engineered Wood Flooring Trendtime 1 in Tigerwood Natur

Trendy look through innovative technology

Due to technical progress in laminate production the level of quality offered by Parador wood decors where authenticity is concerned, is virtually unrivalled. You can see and feel the amazing similarity to real wood floors. The allround V-joints

supplement and support this impression. Even when imitating natural stone floors, Parador laminate is virtually identical to the original.


Surface Structures

Registered Embossed




The surface of the laminate plank is an embossed wood structure that is matched to the wood decor. The embossing takes on the grain and knot area ratio of the decor and tangibly supports the natural impression. It really cannot get more real.

Wood texture




The surface of the laminate plank is not smooth; rather it has a universal wood structure imprint. This visually and tangibly supports the impression of genuine wood, (corresponds to texture 1).

Stone texture




The surface is oriented to modern stone flooring with its universal imprint structure. Run your fingers over protrusions and recesses just like with natural stone.

Design texture




The surface has a fine, universal furrowed structure imprint that visually underlines the streaked decor and makes it tangible.

Satin finish



The surface corresponds to the characteristic radiance of oiled solid timber, with its exquisite, matte look.

Fine-grained texture




The surface has a decent fine pored wood grain structure that lends the laminate plank a living and refined look.

Different installation patterns


Wideplank installation pattern

► Parador Laminate Trendtime 1




Strip installation pattern

► Parador Laminate Trendtime 2



Vario installation pattern

► Parador Laminate Trendtime 1 and 2



Herringbone installation pattern

► Parador Laminate Trendtime 3




Oversized format installation pattern

► Parador Laminate Trendtime 4




Natural stone installation pattern

► Parador Laminate Trendtime 5



Laminate Trendtime at a Glance

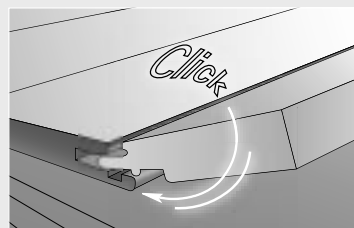
Laminate Flooring Trendtime Composition



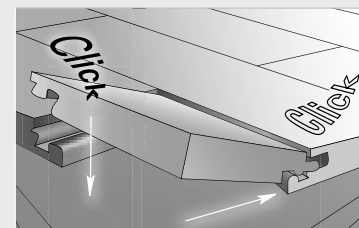
- ▶ Domestic areas exposed to heavy use. (NK 23) 15 years
- ▶ Commercial areas exposed to general use. (NK 32) 5 years



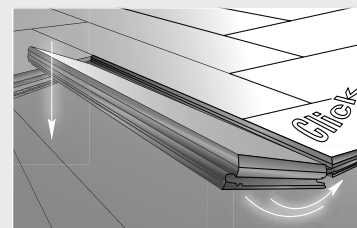
An innovative click



SAFE-LOCK profile
Trendtime 1, 4, 5



AUTOMATIC-CLICK system
Trendtime 2

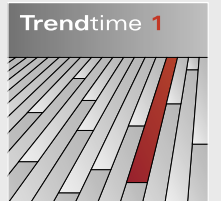
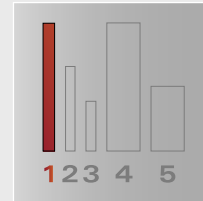


ALLROUND-CLICK profile
Trendtime 3

Total Product Line


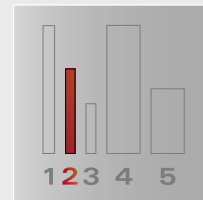
Trendtime 1

- ▶ Click laminate in elegant wideplank format for variable installation patterns.
- ▶ Format: 1285 x 158 x 8 mm
- ▶ Patented Click-mechanism with **SAFE-LOCK** profile.



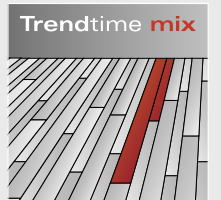
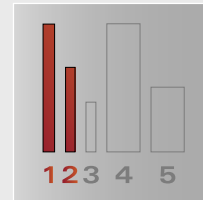
Trendtime 2

- ▶ Click laminate in sophisticated strip format for variable installation patterns.
- ▶ Format: 850 x 95 x 8 mm
- ▶ **AUTOMATIC-CLICK**: Automatic longitudinal and short-end locking mechanism.



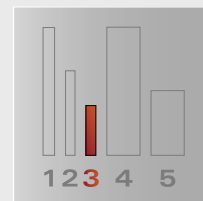
Trendtime 1, 2

- ▶ Wideplanks of Trendtime 1 are combined with strips from Trendtime 2 for an exclusive installation pattern.




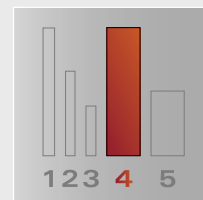
Trendtime 3

- ▶ Click laminate for classic Herringbone patterns.
- ▶ Format: 505 x 101 x 8 mm
- ▶ Innovative **ALLROUND-CLICK** profile: No left and right strips!




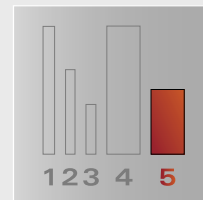
Trendtime 4

- ▶ Click laminate in design oriented large format.
- ▶ Format: 1285 x 400 x 8 mm
- ▶ Patented Click-mechanism with **SAFE-LOCK** profile.





Trendtime 5

- ▶ Click laminate in a fascinating natural stone look.
- ▶ Format: 638 x 330 x 8 mm
- ▶ Patented Click-mechanism with **SAFE-LOCK** profile.










Create interior trends

Trendtime 1










		
▶ Maple Wood Texture	▶ Beech Wood Texture	▶ Cocobolo Dark Design Texture
Trendtime 1	Trendtime 1	Trendtime 1
		
▶ Cocobolo Light Design Texture	▶ Butterscotch Oak Registered Embossed	▶ Limed Oak Registered Embossed
Trendtime 1	Trendtime 1	Trendtime 1
		
▶ Gunstock Oak Registered Embossed	▶ Oak Natural Registered Embossed	▶ Oak Parisienne Satin Finish
Trendtime 1	Trendtime 1	Trendtime 1

Trendtime 1










		
▶ Oak Parisienne Grey Satin Finish	▶ Alder Wood Texture	▶ Cherry Wood Texture
Trendtime 1	Trendtime 1	Trendtime 1
		
▶ Makassar Fine-Grained Texture	▶ Merbau Wood Texture	▶ Palisander Fine-Grained Texture
Trendtime 1	Trendtime 1	Trendtime 1
		
▶ Pecan Wood Texture	▶ Pine Grey Design Texture	▶ Teak Natural Fine-Grained Texture
Trendtime 1	Trendtime 1	Trendtime 1

Create interior trends

Trendtime 2










		
▶ Maple Wood Texture Trendtime 2	▶ Beech Wood Texture Trendtime 2	▶ Butterscotch Oak Registered Embossed Trendtime 2
		
▶ Limed Oak Registered Embossed Trendtime 2	▶ Gunstock Oak Registered Embossed Trendtime 2	▶ Oak Natural Registered Embossed Trendtime 2
		
▶ Oak Parisienne Satin Finish Trendtime 2	▶ Makassar Fine-Grained Texture Trendtime 2	▶ Merbau Wood Texture Trendtime 2

Trendtime 2 + 3










		
▶ Snakewood Fine-Grained Texture Trendtime 2	▶ Cherry Butcherblock Satin Finish Trendtime 2	▶ Smoked Oak Butcherblock Satin Finish Trendtime 2
		
▶ Teak Shipsdeck Satin Finish Trendtime 2	▶ Walnut Wood Texture Trendtime 2	▶ Maple Wood Texture Trendtime 3
		
▶ Beech Wood Texture Trendtime 3	▶ Oak Natural Registered Embossed Trendtime 3	▶ Oak Anthracite Registered Embossed Trendtime 3

Create interior trends

Trendtime 3 + 4

		
▶ Oak Parisienne Satin Finish Trendtime 3	▶ Makassar Fine-Grained Texture Trendtime 3	▶ Concrete Stone Texture Trendtime 4
		
▶ Birch Multiplex Satin Finish Trendtime 4	▶ Fineline Oak Light Design Texture Trendtime 4	▶ Fineline Oak Choco Design Texture Trendtime 4
		
▶ Matrix Orange Trendtime 4	▶ Mineral Anthracite Stone Texture Trendtime 4	▶ Mineral Sand Stone Texture Trendtime 4

Trendtime 4 + 5

		
▶ Crude Steel Satin Finish Trendtime 4	▶ Stripes Green Trendtime 4	▶ Stripes Red Trendtime 4
		
▶ Y-Blue Trendtime 4	▶ Zebrano Dark Design Texture Trendtime 4	▶ Zebrano Light Design Texture Trendtime 4
		
▶ Botticcino Satin Finish Trendtime 5	▶ Modern Onyx Stone Texture Trendtime 5	▶ Modern Opal Stone Texture Trendtime 5

All wood decors, stone decors, and metal decors are brilliant imitations. You will get the best impression by visiting your Parador dealer, who can show you all laminate decors and attractive installation examples.

Surfaces with character

Many attractive trendy wood types open creative space for current home interior trends. The surface structures that accent the specific character of the respective wood type

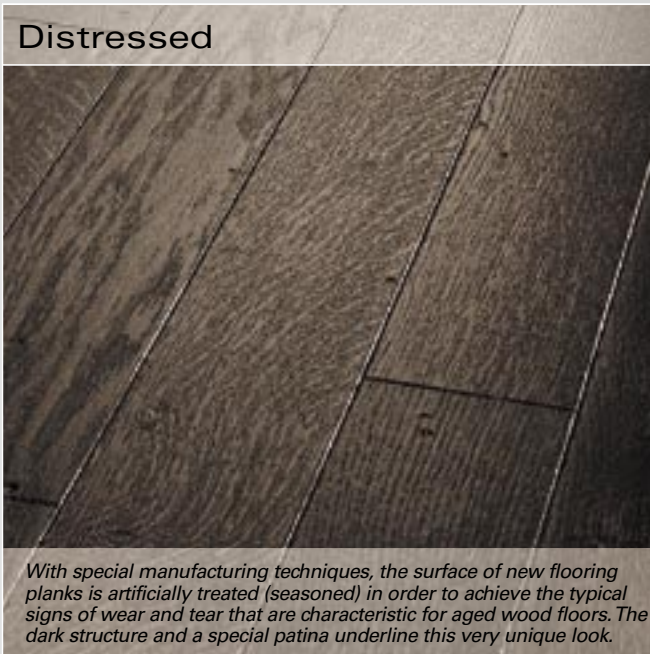
are a particularity. An allround bevel attractively accentuates and gives the floor the finishing touch.

Surfaces and V-groove

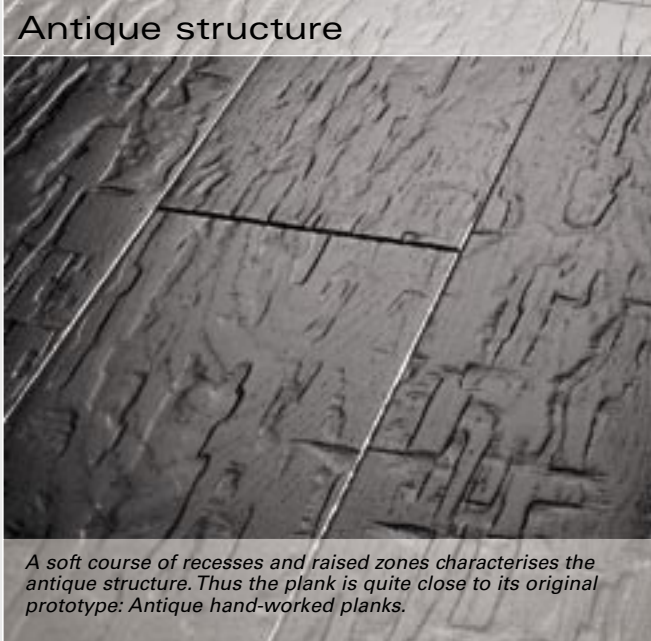
V-groove



Distressed



Antique structure



Brushed



The pattern determines the look

Longstrip installation pattern

► Parador Engineered Wood Flooring Trendtime 1




Strip installation pattern

► Parador Engineered Wood Flooring Trendtime 2



Herringbone installation pattern

► Parador Engineered Wood Flooring Trendtime 3



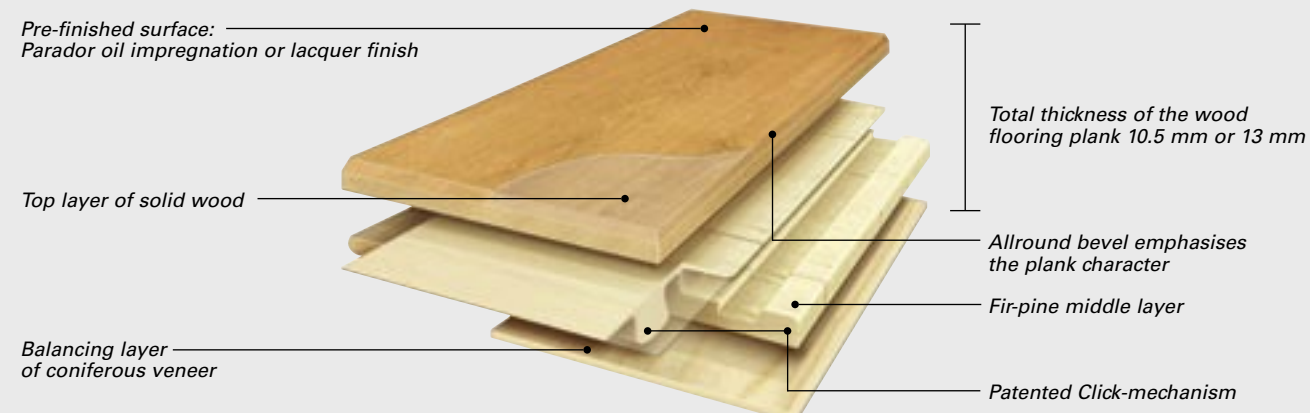
Wideplank installation pattern

► Parador Engineered Wood Flooring Trendtime 4




Engineered Wood Flooring Trendtime at a Glance

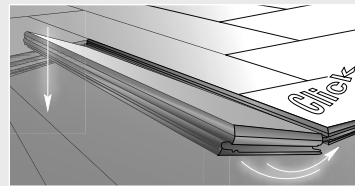
Engineered Wood Flooring Trendtime Composition



An innovative click




AUTOMATIC-CLICK system
Trendtime 1, 2, 4



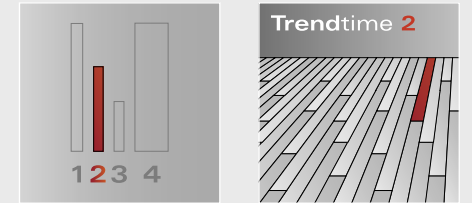
ALLROUND-CLICK profile
Trendtime 3

Total Product Line


- Trendtime 1**
- ▶ Engineered wood flooring in a stylish longstrip format.
 - ▶ Format: 2010 x 130 x 13 mm
 - ▶ **AUTOMATIC-CLICK:** Automatic longitudinal and short-end locking mechanism.
 - ▶ Top layer of solid wood, approximately 3.6 mm thick.



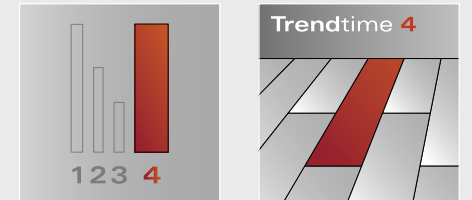
- Trendtime 2**
- ▶ Engineered wood flooring in sophisticated strip format.
 - ▶ Format: 855 x 95 x 10.5 mm
 - ▶ **AUTOMATIC-CLICK:** Automatic longitudinal and short-end locking mechanism.
 - ▶ Top layer of solid wood, approximately 2.5 mm thick.




- Trendtime 3**
- ▶ Engineered wood flooring for classic Herringbone pattern.
 - ▶ Format: 570 x 95 x 10.5 mm
 - ▶ Innovative **ALLROUND-CLICK** profile: No left and right strips.
 - ▶ Top layer of solid wood, approximately 2.5 mm thick.



- Trendtime 4**
- ▶ Engineered wood flooring in beautiful wideplank format.
 - ▶ Format: 2010 x 160 x 13 mm
 - ▶ **AUTOMATIC-CLICK:** Automatic longitudinal and short-end locking mechanism.
 - ▶ Top layer of solid wood, approximately 3.6 mm thick.



Trendtime 1












▶ Canadian Maple <i>Natur</i> lacquer-finish	▶ Bamboo Light <i>Natur</i> lacquer-finish	▶ Bamboo Chocolate <i>Natur</i> lacquer-finish	▶ Beech <i>Natur</i> oil-impregnation, lacquer-finish
Trendtime 1	Trendtime 1	Trendtime 1	Trendtime 1

Discover worlds of wellness

Trendtime 1 + 2




		
▶ <i>Oak Living</i> oil-impregnation, lacquer-finish	▶ <i>Smoked Oak Living</i> lacquer-finish	▶ <i>Merbau Shipsdeck Natur</i> oil-impregnation
Trendtime 1	Trendtime 1	Trendtime 1
		
▶ <i>Teak Shipsdeck Natur</i> oil-impregnation	▶ <i>Tigerwood Natur</i> lacquer-finish	▶ <i>Wenge Natur</i> lacquer-finish
Trendtime 1	Trendtime 1	Trendtime 1
		
▶ <i>Zebrano Natur</i> lacquer-finish	▶ <i>Canadian Maple Natur</i> lacquer-finish	▶ <i>European Maple Natur</i> lacquer-finish
Trendtime 1	Trendtime 2	Trendtime 2

Trendtime 2










		
▶ <i>Beech Natur</i> oil-impregnation, lacquer-finish	▶ <i>Oak Living</i> oil-impregnation, lacquer-finish	▶ <i>Oak Black Natur</i> lacquer-finish
Trendtime 2	Trendtime 2	Trendtime 2
		
▶ <i>Oak Distressed, black-brown Natur</i> lacquer-finish	▶ <i>European Cherry steamed Natur</i> lacquer-finish	▶ <i>Merbau Natur</i> lacquer-finish
Trendtime 2	Trendtime 2	Trendtime 2
		
▶ <i>Teak Natur</i> lacquer-finish	▶ <i>Walnut Natur</i> lacquer-finish	▶ <i>Wenge Natur</i> lacquer-finish
Trendtime 2	Trendtime 2	Trendtime 2

Discover worlds of wellness

Trendtime 3 + 4

		
▶ Canadian Maple <i>Natur</i> lacquer-finish	▶ Beech <i>Natur</i> oil-impregnation, lacquer-finish	▶ Oak <i>Living</i> oil-impregnation, lacquer-finish
Trendtime 3	Trendtime 3	Trendtime 3
		
▶ Oak Limed <i>Natur</i> lacquer-finish	▶ Oak Black <i>Natur</i> lacquer-finish	▶ Oak Distressed, black-brown <i>Natur</i> lacquer-finish
Trendtime 3	Trendtime 3	Trendtime 3
		
▶ Merbau <i>Natur</i> lacquer-finish	▶ Oak Limed <i>Natur</i> lacquer-finish	▶ Oak, White Lacquered <i>Natur</i> lacquer-finish
Trendtime 3	Trendtime 4	Trendtime 4

Trendtime 4

		
▶ Oak Grey Limed <i>Natur</i> lacquer-finish	▶ Oak Antique Texture, black-brown <i>Living</i> lacquer-finish	▶ Oak <i>Living</i> oil-impregnation
Trendtime 4	Trendtime 4	Trendtime 4
		
▶ Oak Brushed <i>Living</i> oil-impregnation	▶ Oak <i>Living</i> untreated	▶ Oak Distressed, black-brown <i>Living</i> oil-impregnation, lacquer-finish
Trendtime 4	Trendtime 4	Trendtime 4
		
▶ Oak <i>Living</i> oil-impregnation white	▶ Thermo Oak <i>Natur</i> lacquer-finish	▶ Larch Brushed <i>Living</i> lacquer-finish
Trendtime 4	Trendtime 4	Trendtime 4

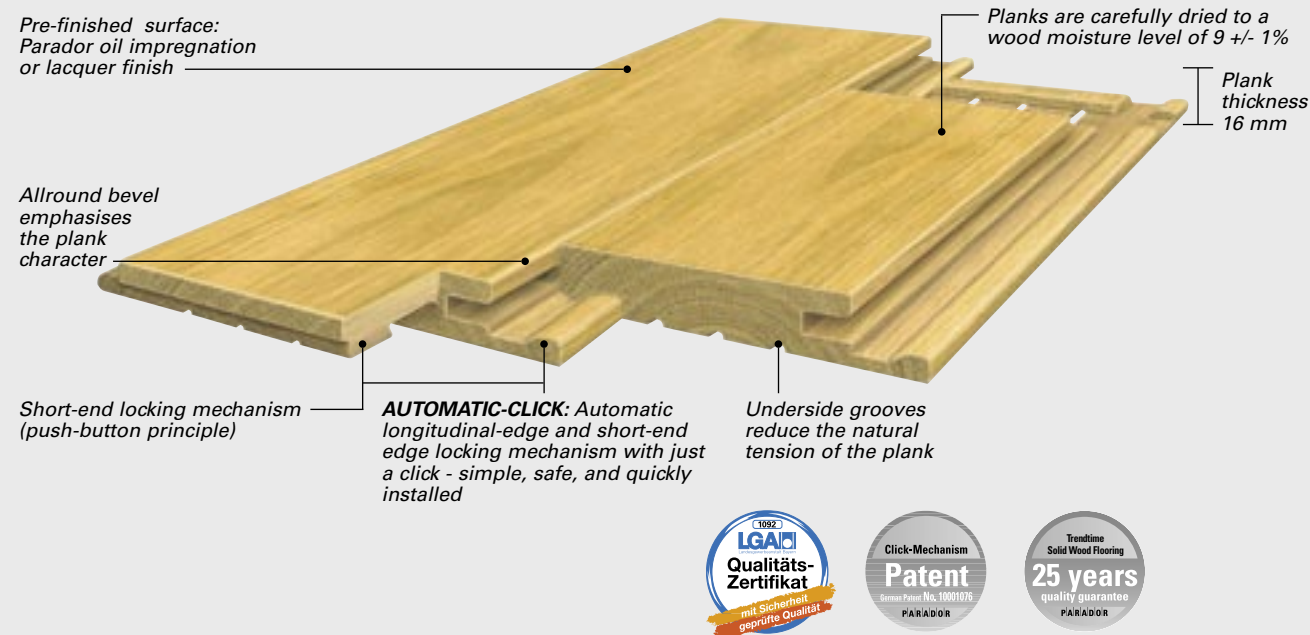
Wood is a naturally grown product of nature. Thus color and grain structure differences are a sign of guaranteed authenticity.

Solid Wood Flooring Trendtime at a Glance

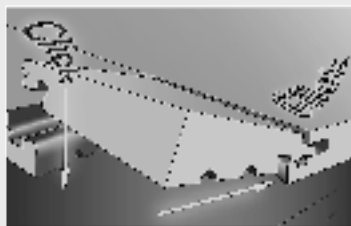
Parador solid timber planks are now available in the design-oriented Trendtime series. Solid through and though, trend woods full of character create an exclusive

interior atmosphere. In terms of functionality, Solid Wood Flooring Trendtime is impressive with its innovative click technology.

Solid Wood Flooring Trendtime Composition



An innovative click


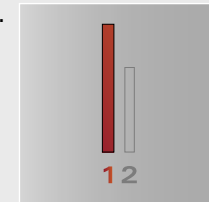


AUTOMATIC-CLICK system
Trendtime 1, 2

Total Product Line



Trendtime 1

- ▶ Solid wood flooring in a stylish longstrip format.
- ▶ Formats*: 1160 x 136 x 16 mm, 1460 x 136 x 16 mm, 1760 x 136 x 16 mm, 2060 x 136 x 16 mm
- ▶ **AUTOMATIC-CLICK**: Automatic longitudinal and short-end locking mechanism with just a click.



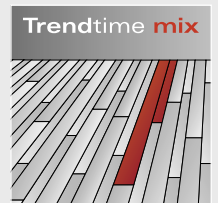
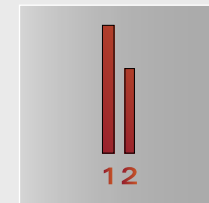
Trendtime 2

- ▶ Solid wood flooring in sophisticated strip format.
- ▶ Formats*: 860 x 95 x 16 mm, 1160 x 95 x 16 mm
- ▶ **AUTOMATIC-CLICK**: Automatic longitudinal and short-end locking mechanism with just a click.



Trendtime 1, 2

- ▶ Longstrip planks of Trendtime 1 are combined with strips from Trendtime 2 for an exclusive installation pattern.




* Supply according to yield and stock.

Sorted according to your needs












Select: Harmonious grain structuring and slight colour nuances: with the Select style you can design unusually peaceful and elegant floor surfaces.











Classic: The Classic style offers an attractive spectrum, ranging from a harmonious natural effect to a robust lively look.

Experience lifestyle

Trendtime 1

		
▶ Pearwood <i>Classic</i> oil-impregnation	▶ European Smoked Oak <i>Select</i> oil-impregnation	▶ European Oak Limed <i>Classic</i> oil-impregnation
Trendtime 1	Trendtime 1	Trendtime 1
		
▶ Jarrah <i>Select</i> oil-impregnation	▶ American Cherry <i>Classic</i> oil-impregnation	▶ Pitch Pine <i>Classic</i> oil-impregnation
Trendtime 1	Trendtime 1	Trendtime 1
		
▶ Teak <i>Select</i> oil-impregnation	▶ American Walnut <i>Classic</i> oil-impregnation	▶ Wenge <i>Select</i> oil-impregnation
Trendtime 1	Trendtime 1	Trendtime 1

Trendtime 2

			
▶ Canadian Maple <i>Select</i> oil-impregnation	▶ Canadian Maple <i>Classic</i> oil-impregnation	▶ Beech <i>Select</i> oil-impregnation, lacquer-finish	
Trendtime 2	Trendtime 2	Trendtime 2	
			
▶ Beech <i>Classic</i> oil-impregnation, lacquer-finish	▶ European Oak <i>Select</i> oil-impregnation, lacquer-finish	▶ European Oak <i>Classic</i> oil-impregnation, lacquer-finish	
Trendtime 2	Trendtime 2	Trendtime 2	
			
▶ American Cherry <i>Classic</i> oil-impregnation	▶ Merbau <i>Select</i> oil-impregnation, lacquer-finish	▶ American Walnut <i>Classic</i> oil-impregnation	▶ Wenge <i>Select</i> oil-impregnation
Trendtime 2	Trendtime 2	Trendtime 2	Trendtime 2

Wood is a naturally grown product of nature. Every solid wood plank is a unique product supplied by nature. Deviations in colour, grain structure, and knot area ratio are signs of guaranteed authenticity, and consequently they are subject to change.

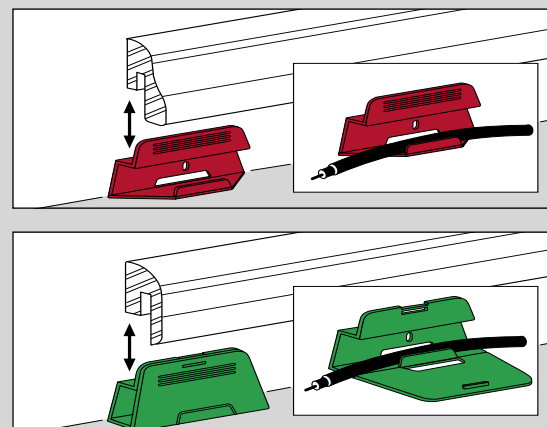


Solid Wood Flooring Trendtime 1 in Pitch Pine Classic


Perfect Finish

Patented Clip Technology

With matching skirting you can have clean floor to wall terminations. Parador skirting is available in many profiles - matching all wood types and decors, and is even available in special colours. The easy-mount patented clip technology is particularly helpful: The skirting is simply placed on clips and it can easily be removed at any time. Moreover, the clips are ideally suited for concealing cords and cable with a 5 mm or 10 mm cable routing recess.



Quickly and easily mounted. Red clips for SL 4, SL 17, and SL 18 with 5 mm cable routing recess for concealed routing of speaker and telephone cords. Green clips for SL 2, SL 5, SL 6, SL 12, and SL 16 with 10 mm cable routing recess for power supply or antenna cable.



End caps, interior and exterior corners Type 1 for skirting SL 2 and SL 4, available in either aluminium or gold finish.

Type 1: Insert with mitre cut skirting.

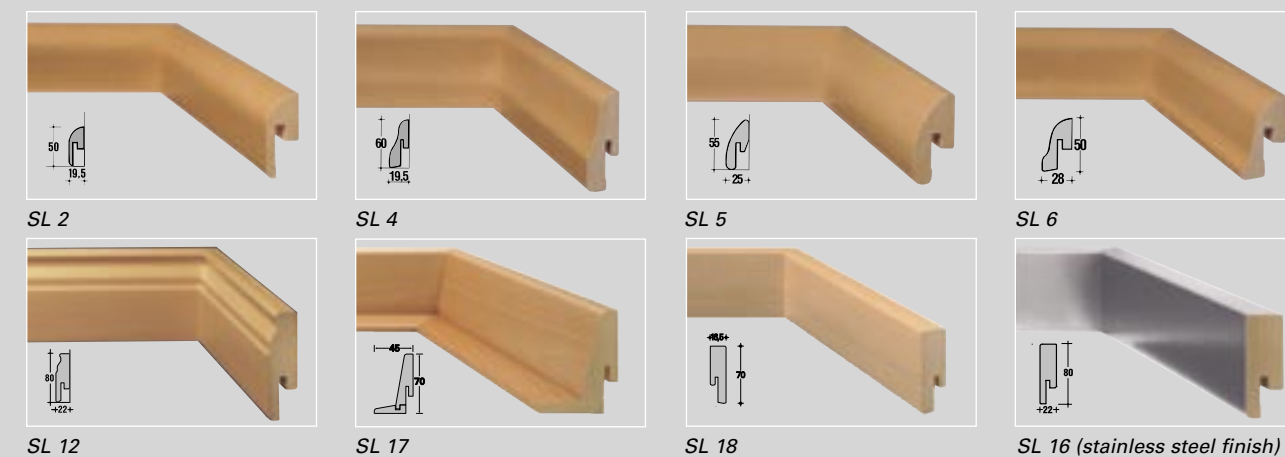
For terminating veneered and decor skirting, for some wood types or decors there are matching adhesive tags that are included in the skirting package.



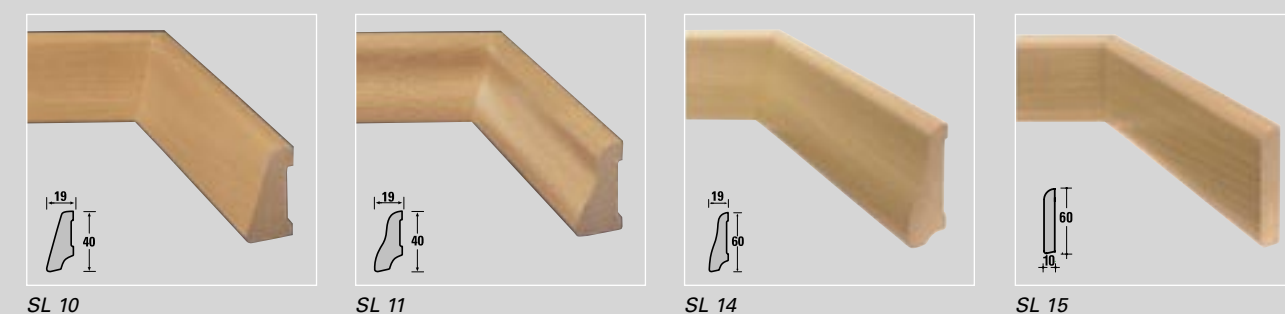
Interior and exterior corners, end caps Type 2 for skirting SL 2 and SL 4. Available in maple, beech, aluminium, or gold finish.

Type 2: Insert without mitre cut skirting.


Skirting with clip technology



Screw-fastened skirting



Universal skirting



Harmonious Transitions

All complete

Extremely robust transition profiles ensure flowing transitions in order to prevent floor coverings of different heights from becoming stumbling blocks. Also for perfect

edge terminations on steps, and clean delimitations of tiling or other protruding elements, you will find suitable profiles in the complete Parador system.

Profiles for laminate floors



Aluminium adapting profile for the transition between floor coverings of different heights.



Aluminium expansion joint profile for same-height floor coverings and expansion joints.




Aluminium end profile for clean delimitation of tiling, thresholds, or other higher elements.



Aluminium stair nosing as decorative, stressable edge termination.




Adapting profiles, end profiles and expansion joint made of plastic in the colours beech, oak, maple.



HDF-profiles with laminate surfaces

Profiles for engineered wood and laminate floors



The Universal-Fix base profile made of plastic can be variably used for engineered wood and laminate flooring from 6-16 mm in thickness through adapters. The aluminium cover strips are simply placed over the surface (clip mounting without screws).

Profiles for engineered wood and solid wood planks



The Universal-Profi aluminium profile system for engineered wood and solid wood planks can be used for floor thicknesses from 15 - 24 mm. Moreover the cover strip adjusts optimally to any unevenness in the floor by means of a hinge.

Solid wood profiles for engineered wood and LaStrada solid wood planks



Solid wood adapting profile for transitions between floor coverings of different heights.



Solid wood expansion joint profile for same-height floor coverings and expansion joints.



Solid wood expansion joint profile, used as end profile for clean delimitations at thresholds or for finishing off patio doors, for example.

Solid wood profiles for solid wood planks with click-connection



Solid wood adapting profile for transitions between floor coverings of different heights.



Solid wood end profile used as a transition profile for same-height floor coverings and expansion joints.



End profile used in the door passage.



Solid wood end profile, for clean delimitations at thresholds or for finishing off patio doors, for example.

Systematically towards a beautiful floor

Installation and Maintenance Installation in Overview

Parador accompanies you on your way to a beautiful floor. Important tips are provided below for proper installation, cleaning, and maintenance. Thus we guarantee that your dream interior will become a permanent fixture. Additional detailed information is available in our product sheets and on the Internet at www.parador.de

Different substrates

The basic prerequisite for floor installation is a stable, clean, dry, and even substrate. Irregularities of more than 3 mm per meter should be leveled with a suitable compound.

- ▶ Irregularities must be levelled when installing on screed and tile. When installing on newly applied screed, compliance with the substrate moisture limit values is important.
- ▶ When installing on wood planks and underlays unevenness must be levelled and loose points must be anchored to the substrate. Installation should be transverse to the longitudinal direction of the wood planks.
- ▶ Installation on carpet is not recommended due to concerns regarding strength and hygiene.
- ▶ Laying on PVC, CV, and linoleum coverings is only possible if the floors are firmly bonded, do not have any loose spots, and in-floor radiant heating is not present.

Use underlays

You should always use a suitable underlay between the installation substrate and your new floor. Underlays reduce impact noise, level slight floor irregularities, and ensure the required moisture protection for mineral substrates. Parador offers suitable underlays for every application.

You will find detailed installation instructions for all Parador floors in the respective package inserts.



1. Place underlay on the prepared substrate.



2. Center and align the planking area and cut the first row to size.



3. Use the spacer wedges to ensure wall clearance of at least 8 to 10 mm to all walls and structural elements within the room.



4. Cut the last plank of the first row to the right size - pay attention to the wall clearance. The cut-off piece is used as the starting piece for the second row.



5. Start your next row from the left hand side as before. Simply click the planks together lengthwise. It is not necessary to glue the planks together.



6. Cover edge joints with suitable skirting from the extensive line of Parador skirting products.




7. Alternatively full-surface bonding is also possible on suitable substrates; this offers a low mounting height and low level of ambient noise.

Uno-Protect

The highly stressable impact noise underlay for all dry substrates.

- ▶ It can be used on wood planks, particleboards, PVC floors, linoleum floors, etc.
- ▶ Good impact noise insulation at a minimum material thickness of 2.5 mm (+20 dB improvement).
- ▶ High compressive strength and dimensional stability up to 20,000 kg/m².
- ▶ Impregnated against mold infestation.



Plan-Protect

The practical impact noise underlay made of natural wood fiber.

- ▶ It can be used on wood planks, particleboards, PVC floors, linoleum floors, etc.
- ▶ Good impact noise insulation at a material thickness of 5.5 mm (up to +26 dB improvement).
- ▶ Optimal levelling of slight floor irregularities with uniform high compressive strength.
- ▶ A purely natural product made of wood fiber.



Duo-Protect

The 2-in-1 underlay with moisture protection and impact noise insulation combined.

- ▶ Especially for new construction: Double damp and moisture protection against residual moisture in concrete, screed, and tile.
- ▶ Good impact noise insulation at minimum material thickness of 2.9 mm (+20 dB improvement).
- ▶ High compressive strength and dimensional stability up to 20,000 kg/m².
- ▶ Impregnated against mold infestation.
- ▶ Saves time: Impact noise insulation and moisture protection can be installed in one work step.




Akustik-Protect

The high-tech acoustic mat offering ambient noise and impact noise insulation.


- ▶ It has been especially developed for use under floating laminate, parquet and solid timber flooring.
- ▶ Excellent ambient noise insulation characteristics thanks to high inherent weight of 2 kg/m² at only 2 mm thickness.
- ▶ Optimal impact noise insulation - additional impact noise protection is not necessary.



Installation types Laminate Flooring, Engineered Wood Flooring, Solid Wood Flooring with click-connection



Floating click installation
With the click technology Parador floors can be quickly and easily installed as „floating floors“. For example screed and Parador Duo-Protect are sufficient substrates. This installation technique is particularly easy and it saves an incredible amount of time.

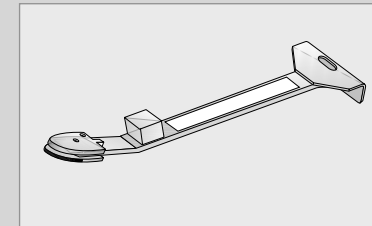


Full-surface bonded click installation
The Parador **AUTOMATIC-CLICK** locking mechanism is particularly suitable for full-surface bonding thanks to automatic self-alignment. This installation technique is characterised by low mounting height and low ambient noise.


LaStrada Installation Accessories



Specialty screw with I-star head: The ideal screw for the installation of Parador solid timber planks. Easy screw fastening without pre-drilling and pre-sinking by means of a facing point and facing head. Simple handling thanks to push-on fixation without a magnet.

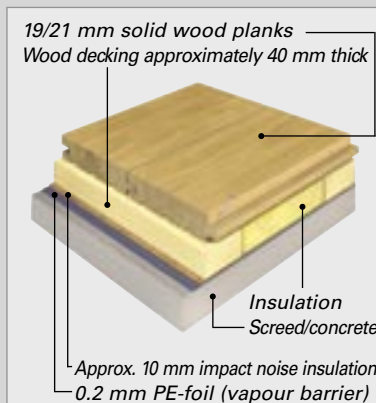


The Parador installation aid is particularly user-friendly because it can be used in three ways. It can serve as a press-on and automatic fixation aid, as well as a metal heel bar, and can also be used on OSB and particleboard.

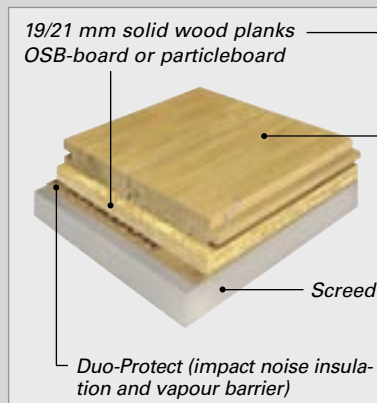


The stainless steel clamps enable floating installation of LaStrada solid timber planks, 128 mm and 137 mm in width. The special clip mechanism ensures simple handling as prerequisite for creating a practical chain.

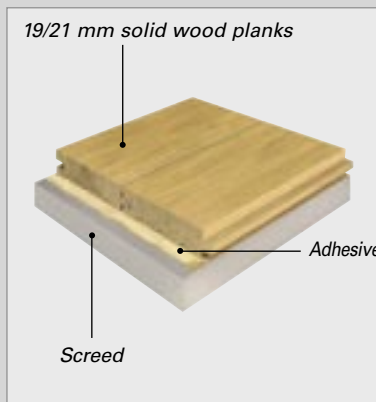
Installation types Solid Wood Flooring LaStrada



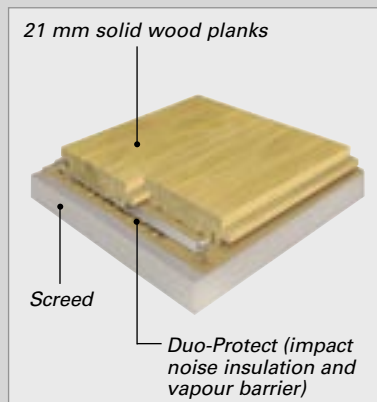
Installation on wood decking
This type of structure is particularly suitable for installation on bare concrete. The required structure can vary depending on the thickness of the wood decking. Moreover levelling is possible by placing shims underneath the wood decking. When installing on wood decking the planks can either be nailed on or fastened with screws. Parador recommends the use of screws.




Installation on OSB-boards or particleboard
The low mounting height combined with simple screw-fastening at any point desired of the full-surface placement is the advantage provided by this type of installation. The particleboard should be at least 22 mm thick.



Installation via full-surface bonding
This installation technique is characterised by low mounting height and low ambient noise. For optimal laying results irregularities must be levelled and the substrate must be suitable for bonding solid wood planks.



Floating installation with clip technology
With stainless steel clips the 128 mm and 137 mm wide LaStrada planks can even be conveniently installed as a "floating floor" without screws or nails. For this the clips are anchored on the underside of the planks in a specially milled groove. A special clip mechanism enables the creation of chains that provide the necessary stability. An additional advantage of this installation technique is the low height.



Solid Wood Flooring Merbau 1-plank Select

Cleaning and maintenance of your Parador floor

We recommend regular cleaning (dry) with vacuum cleaner or broom. For stubborn stains and for maintaining your real-wood floor, Parador offers special cleaning and maintenance products that are precisely matched to the needs of the various floors.

The Parador Concentrated Cleanser is used for stubborn stains on laminate and lacquer finished or oil impregnated floors, to remove old soap residue, or for final construction cleaning. The Parador Intensive Cleanser product removes spots and small scratches on all floors, and the wood floor soap maintains your oil impregnated real-wood floor. Please only damp wipe.

General tips for value retention

Basically the following applies: 50-65 % relative humidity is optimal. Sand and dirt should be avoided as they have an effect like sandpaper. Do not use scouring powders, floor waxes, or polish. These substances can cloud the finish. Any liquid on the floor should be wiped up immediately. In general we recommend only damp wiping the floor.

Repairing deeper scratches and damage.

Use a color-matched soft wax from Parador to repair damaged areas on engineered wood floors and solid timber flooring through infilling. Please use the Repair Set for Laminate.

Cleaning and maintenance of oil impregnated engineered wood and solid wood flooring

Refreshing and renovating

Solid wood floors can be refreshed and renovated either full-surface or partial surface. We recommend cleaning the floor with a damp wipe application of Parador Intensive Cleanser, and then letting the floor dry for at least 4 hours. Then apply Parador Treatment Paste thinly with a cotton cloth, and work it in with a pad or cotton cloth. (For larger surfaces you can rent an applicator at a specialised shop.) Simply remove excess paste with a dry wool cloth. Then the floor should not be walked on for approximately 4 hours. The floor cures completely only after approximately 24-hours, and then it can be used normally. Clean the floor for the first time after the paste application with Parador wood floor soap; wait at least 4 days before cleaning. Moisture should not reach the floor during this period.

Tools and Accessories

If you would like to install Parador floors, then you should consider using the following tools and auxiliary materials: Tape measure or folding rule, cutter, adhesive tape, pencil, angle iron, circular saw or keyhole saw and hammer. In addition, you also will need special installation accessories, such as spacer wedges, hammering block, impact protection, and the mounting aids for simple installation of solid wood flooring.

Practical accessories



The flexible Parador pipe covers cover the cutouts for heating pipes.



Colour-matched acrylic sealing compound, e.g. for expansion joints in the area of steel frames.



Screw-fastened and self-adhesive Parador felt glides for furniture protect the floor and prevent noise.



Parador cleaning and maintenance products ensure sustainable home interior satisfaction.



Repair Set

Detailed and binding mounting and maintenance instructions are provided in the Parador product packaging.



Your road map to a more beautiful home

Parador Project Planner

Planning is the prerequisite for a beautiful home. Parador would like to provide you with some assistance in this regard. The following planning aid makes purchasing your materials a breeze. At home, note how much of which material you need and take the informati-

on to your Parador dealer. This will save you precious time and your dream room will more quickly become a reality. The detailed Material Planner is available on the Internet at www.parador.de.

Laminate Flooring

Product	Format (mm)	Floor Area	Calculation	Your Material Requirements*
Laminate 1050	1285 x 192 x 8	<input type="text"/> m ²	÷ 1.974	= <input type="text"/> Packages
Clever-Click	1285 x 192 x 7	<input type="text"/> m ²	÷ 2.220	= <input type="text"/> Packages
Fit-Click	1285 x 192 x 7	<input type="text"/> m ²	÷ 2.220	= <input type="text"/> Packages
Smart-Click	1285 x 192 x 6,2	<input type="text"/> m ²	÷ 2.467	= <input type="text"/> Packages
Stone-Click	1284 x 321 x 8	<input type="text"/> m ²	÷ 2.061	= <input type="text"/> Packages
Laminate 1050 Akustik	1285 x 192 x 10	<input type="text"/> m ²	÷ 1.480	= <input type="text"/> Packages
Clever-Click-Akustik	1285 x 192 x 9	<input type="text"/> m ²	÷ 1.727	= <input type="text"/> Packages
Fit-Click-Akustik	1285 x 192 x 10	<input type="text"/> m ²	÷ 1.727	= <input type="text"/> Packages
Smart-Click-Akustik	1285 x 192 x 8,6	<input type="text"/> m ²	÷ 1.974	= <input type="text"/> Packages
Trendtime 1	1285 x 158 x 8	<input type="text"/> m ²	÷ 1.624	= <input type="text"/> Packages
Trendtime 2	850 x 95 x 8	<input type="text"/> m ²	÷ 2.100	= <input type="text"/> Packages
Trendtime 3	505 x 101 x 8	<input type="text"/> m ²	÷ 1.326	= <input type="text"/> Packages
Trendtime 4	1285 x 400 x 8	<input type="text"/> m ²	÷ 2.570	= <input type="text"/> Packages
Trendtime 5	638 x 330 x 8	<input type="text"/> m ²	÷ 2.105	= <input type="text"/> Packages

* Please note the cut and round up to full packages!

Engineered Wood Flooring

Product	Format (mm)	Floor Area	Calculation	Your Material Requirements*
Engineered Wood Flooring Bellano-Click	2200 x 185 x 13	<input type="text"/> m ²	÷ 3.663	= <input type="text"/> Packages
Engineered Wood Flooring Casinó-Click SB**	1080 x 185 x 13	<input type="text"/> m ²	÷ 1.998	= <input type="text"/> Packages
Engineered Wood Flooring Casinó-Click LD***	1080 x 160 x 13	<input type="text"/> m ²	÷ 1.728	= <input type="text"/> Packages
Trendtime 1	2010 x 130 x 13	<input type="text"/> m ²	÷ 2.352	= <input type="text"/> Packages
Trendtime 2	855 x 95 x 10.5	<input type="text"/> m ²	÷ 1.625	= <input type="text"/> Packages
Trendtime 3	570 x 95 x 10.5	<input type="text"/> m ²	÷ 1.083	= <input type="text"/> Packages
Trendtime 4	2010 x 160 x 13	<input type="text"/> m ²	÷ 2.894	= <input type="text"/> Packages

* Please note the cut and round up to full packages! ** SB = Block *** LD = Wideplank

Solid Wood Flooring

**LaStrada wood type/style/
Surface finish** Please take approximately 5% cut into consideration!

**Solido-Click wood type/style/
Surface finish**

**Trendtime 1 wood type/style/
Surface finish**

**Trendtime 2 wood type/style/
Surface finish**

Your Material Requirements m²

Cork Flooring

Product	Format (mm)	Floor Area	Calculation	Your Material Requirements*
Cork Flooring Portino-Click	910 x 295 x 10.5	<input type="text"/> m ²	÷ 2.148	= <input type="text"/> Packages

* Please note the cut and round up to full packages!

Plan perfectly

We make it easy for you

Skirting:

Length: 2.57

End and transition caps, interior and exterior corners:

for skirting SL 2/4

Skirting clips:

You will need 1 package of clips for every 4 skirtings

End profiles, adapting and expansion joint profiles, and stair nosing:

Length depends on type: 0.9 to 2.7 m

Installation accessories:

Impact protection, mounting aids, hammering block, heel bar, and glue spatula

Spacer wedges:

You will need two packets per 10 running meter of room perimeter

Clips for LaStrada Solid Wood Flooring

in 128 mm and 137 mm widths: for 1 m² floor area you will need 1 package of 15 units, for 20 m², you will need 1 package with 300 units.

Screws for solid timber flooring:

You will need 1 package of 500 units for each 15 m² floor area.

Underlays

Uno-Protect, Duo-Protect, Plan-Protect, Akustik-Protect

Repair and sealing compound:

depends on the floor: soft wax, acrylic sealing compound, repair compound

Cleaning and maintenance:

Concentrated Cleanser, Intensive Cleanser, Intensive care treatment, Care Emulsion, Wood Floor Soap, Care paste

Heating pipe covers:

1 pack = 2 units

Felt glides:

1 pack = 4 units

► Laminate Flooring

Maple	Wood Texture	Trendtime 1, 2, 3
Concrete	Stone Texture	Trendtime 4
Birch Multiplex	Satin Finish	Trendtime 4
Botticino	Satin Finish	Trendtime 5
Beech	Wood Texture	Trendtime 1, 2, 3
Cocobolo Dark	Design Texture	Trendtime 1
Cocobolo Light	Design Texture	Trendtime 1
Butterscotch Oak	Registered Embossed	Trendtime 1, 2
Limed Oak	Registered Embossed	Trendtime 1, 2
Gunstock Oak	Registered Embossed	Trendtime 1, 2
Oak Natural	Registered Embossed	Trendtime 1, 2, 3
Oak Parisienne	Satin Finish	Trendtime 1, 2, 3
Oak Parisienne Grey	Satin Finish	Trendtime 1
Oak Anthracite	Registered Embossed	Trendtime 3
Alder	Wood Texture	Trendtime 1
Fineline Oak Light	Design Texture	Trendtime 4
Fineline Oak Choco	Design Texture	Trendtime 4
Cherry	Wood Texture	Trendtime 1
Makassar	Fine-Grained Texture	Trendtime 1, 2, 3
Matrix Orange		Trendtime 4
Merbau	Wood Texture	Trendtime 1, 2
Mineral Anthracite	Stone Texture	Trendtime 4
Mineral Sand	Stone Texture	Trendtime 4
Modern Onyx	Stone Texture	Trendtime 5
Modern Opal	Stone Texture	Trendtime 5
Palisander	Fine-Grained Texture	Trendtime 1
Pecan	Wood Texture	Trendtime 1
Pine Grey	Design Texture	Trendtime 1
Crude Steel	Satin Finish	Trendtime 4
Snakewood	Fine-Grained Texture	Trendtime 2
Cherry Butcherblock	Satin Finish	Trendtime 2
Smoked Oak Butcherblock	Satin Finish	Trendtime 2
Stripes Green		Trendtime 4
Stripes Red		Trendtime 4
Teak Natural	Fine-Grained Texture	Trendtime 1
Teak Shipsdeck	Satin Finish	Trendtime 2
Walnut	Wood Texture	Trendtime 2
Y-Blue		Trendtime 4
Zebrano Dark	Design Texture	Trendtime 4
Zebrano Light	Design Texture	Trendtime 4

The corresponding decor illustrations start on page 58.

► Engineered Wood Flooring

Canadian Maple	Natur	lacquer-finish	Trendtime 1, 2, 3
Bamboo Light	Natur	lacquer-finish	Trendtime 1
Bamboo Chocolate	Natur	lacquer-finish	Trendtime 1
European Maple	Natur	lacquer-finish	Trendtime 2
Beech	Natur	oil-impregnation, lacquer-finish	Trendtime 1, 2, 3
Oak	Living	oil-impregnation, lacquer-finish	Trendtime 1, 2, 3
Oak	Living	oil-impregnation	Trendtime 4
Oak	Living	untreated	Trendtime 4
Oak	Living	oil-impregnation (white)	Trendtime 4
Oak Limed	Natur	lacquer-finish	Trendtime 3, 4
Smoked Oak	Living	lacquer-finish	Trendtime 1

Oak, White Lacquered	Natur	lacquer-finish	Trendtime 4
Oak Black	Natur	lacquer-finish	Trendtime 2, 3
Oak Distressed, black-brown	Natur	lacquer-finish	Trendtime 2, 3
Oak Distressed, black-brown	Living	oil-impregnation, lacquer-finish	Trendtime 4
Oak Grey Limed	Natur	lacquer-finish	Trendtime 4
Oak Antique Texture, black-brown	Living	lacquer-finish	Trendtime 4
Oak Brushed	Living	oil-impregnation	Trendtime 4
European Cherry steamed	Natur	lacquer-finish	Trendtime 2
Larch Brushed	Living	lacquer-finish	Trendtime 4
Merbau	Natur	lacquer-finish	Trendtime 2, 3
Merbau Shipsdeck	Natur	oil-impregnation	Trendtime 1
Teak Shipsdeck	Natur	oil-impregnation	Trendtime 1
Tigerwood	Natur	lacquer-finish	Trendtime 1
Teak	Natur	lacquer-finish	Trendtime 2
Thermo Oak	Natur	lacquer-finish	Trendtime 4
Walnut	Natur	lacquer-finish	Trendtime 2
Wenge	Natur	lacquer-finish	Trendtime 1, 2
Zebrano	Natur	lacquer-finish	Trendtime 1

The corresponding wood illustrations start on page 68.

► Solid Wood Flooring

Canadian Maple	Select	oil-impregnation	Trendtime 2
Canadian Maple	Classic	oil-impregnation	Trendtime 2
Pearwood	Classic	oil-impregnation	Trendtime 1
Beech	Select	oil-impregnation, lacquer-finish	Trendtime 2
Beech	Classic	oil-impregnation, lacquer-finish	Trendtime 2
European Oak	Select	oil-impregnation, lacquer-finish	Trendtime 2
European Oak	Classic	oil-impregnation, lacquer-finish	Trendtime 2
European Oak Limed	Classic	oil-impregnation	Trendtime 1
European Smoked Oak	Select	oil-impregnation	Trendtime 1
Jarrah	Select	oil-impregnation	Trendtime 1
American Cherry	Classic	oil-impregnation	Trendtime 1, 2
Merbau	Select	oil-impregnation, lacquer-finish	Trendtime 2
Pitch Pine	Classic	oil-impregnation	Trendtime 1
Teak	Select	oil-impregnation	Trendtime 1
American Walnut	Classic	oil-impregnation	Trendtime 1, 2
Wenge	Select	oil-impregnation	Trendtime 1, 2

The corresponding wood illustrations start on page 74.

► Laminate Flooring

Maple		Clever-Click, Fit-Click, Smart-Click, Clever-Click-Akustik, Fit-Click-Akustik, Smart-Click-Akustik
Natural Maple	Texture 1	Laminate 1050, Clever-Click, Laminate 1050 Akustik, Clever-Click-Akustik
Beech		Clever-Click, Fit-Click, Smart-Click, Clever-Click-Akustik, Fit-Click-Akustik, Smart-Click-Akustik
Beech	Fine-Grained Texture	Laminate 1050, Laminate 1050 Akustik
Oak		Clever-Click, Clever-Click-Akustik
Oak	Texture 1	Laminate 1050
Alder Honey	Texture 1	Laminate 1050, Clever-Click
Natural Alder	Texture 1	Laminate 1050, Clever-Click, Fit-Click, Clever-Click-Akustik, Fit-Click-Akustik
Natural Walnut	Texture 1	Clever-Click
Natural Walnut	Fine-Grained Texture	Laminate 1050, Laminate 1050 Akustik
Red Beech		Clever-Click, Fit-Click, Clever-Click-Akustik, Fit-Click-Akustik
Red Beech	Fine-Grained Texture	Laminate 1050
Wild-Cherry Brown	Texture 1	Laminate 1050, Clever-Click
Natural Wild-Cherry		Clever-Click, Fit-Click, Clever-Click-Akustik, Fit-Click-Akustik
Natural Wild-Cherry	Texture 1	Laminate 1050
Apple		Clever-Click, Clever-Click-Akustik
Apple	Texture 1	Laminate 1050
Beech		Clever-Click, Fit-Click, Clever-Click-Akustik
Beech	Fine-Grained Texture	Laminate 1050
Rustic Oak Antique	Texture 1	Laminate 1050, Clever-Click
Birch	Texture 1	Laminate 1050, Clever-Click, Clever-Click-Akustik
Beech		Clever-Click-Akustik
Knotty Beech	Texture 1	Clever-Click
Natural Beech	Fine-Grained Texture	Laminate 1050, Laminate 1050 Akustik
Limed Oak	Registered Embossed	Laminate 1050, Laminate 1050 Akustik
Oak wild grain	Texture 1	Clever-Click, Fit-Click
Natural Oak	Registered Embossed	Laminate 1050, Laminate 1050 Akustik
Oak Parisienne	Satin Finish	Laminate 1050, Laminate 1050 Akustik
Sutter Oak	Texture 1	Clever-Click
Cherry	Wood Texture	Laminate 1050, Laminate 1050 Akustik
Country Pine	Texture 1	Laminate 1050, Clever-Click, Fit-Click
Walnut	Texture 1	Fit-Click
Afzelia	Texture 1	Clever-Click, Fit-Click
Afzelia	Fine-Grained Texture	Laminate 1050
Natural Wild-Cherry	Texture 1	Laminate 1050, Clever-Click
Natural Alder	Texture 1	Laminate 1050, Clever-Click
Classic	Cotto Cream Lava Sand Terra Vulkan	Registered Embossed Registered Embossed Registered Embossed Registered Embossed Registered Embossed
Antik	Cotto Graphit Sand	Registered Embossed Registered Embossed Registered Embossed

The corresponding decor illustrations start on page 14.

► Engineered Wood Flooring

Canadian Maple	Natur	Bellano-Click: Casinó-Click:	lacquer-finish, oil-impregnation lacquer-finish, oil-impregnation
Canadian Maple	Living	Bellano-Click:	lacquer-finish, oil-impregnation
European Maple	Select	Bellano-Click:	lacquer-finish
European Maple	Natur	Bellano-Click: Casinó-Click:	lacquer-finish, oil-impregnation lacquer-finish, oil-impregnation
European Maple	Living	Bellano-Click: Casinó-Click:	lacquer-finish, oil-impregnation lacquer-finish
Beech	Select	Bellano-Click:	lacquer-finish
Beech	Natur	Bellano-Click: Casinó-Click:	lacquer-finish, oil-impregnation lacquer-finish, oil-impregnation
Beech	Living	Bellano-Click: Casinó-Click:	lacquer-finish, oil-impregnation lacquer-finish
Doussie	Natur	Bellano-Click:	lacquer-finish
Doussie	Living	Bellano-Click:	lacquer-finish
Oak	Select	Bellano-Click:	lacquer-finish
Oak	Natur	Bellano-Click: Casinó-Click:	lacquer-finish, oil-impregnation lacquer-finish, oil-impregnation
Oak	Natur	Bellano-Click: Casinó-Click:	oil-impregnation (white) oil-impregnation (white)
Oak	Living	Bellano-Click:	lacquer-finish, oil-impregnation lacquer-finish, oil-impregnation
Oak	Living	Bellano-Click:	oil-impregnation (white)
Knotty Oak	Living	Bellano-Click: Casinó-Click:	lacquer-finish, oil-impregnation oil-impregnation
Ash	Natur	Bellano-Click:	oil-impregnation (white)
Ash	Living	Bellano-Click:	oil-impregnation (white)
Ash	Natur	Bellano-Click:	lacquer-finish
Ash	Living	Bellano-Click:	lacquer-finish
Jatoba	Natur	Bellano-Click:	lacquer-finish
European Cherry steamed	Natur	Bellano-Click: Casinó-Click:	lacquer-finish, oil-impregnation lacquer-finish
European Cherry steamed	Living	Bellano-Click:	lacquer-finish, oil-impregnation
Merbau	Natur	Bellano-Click: Casinó-Click:	lacquer-finish, oil-impregnation lacquer-finish
Walnut	Select	Bellano-Click:	lacquer-finish
Walnut	Natur	Bellano-Click:	lacquer-finish, oil-impregnation
Canadian Maple	Select	Bellano-Click:	lacquer-finish
Canadian Maple	Natur	Bellano-Click: Casinó-Click:	lacquer-finish, oil-impregnation lacquer-finish, oil-impregnation
Beech	Select	Bellano-Click:	lacquer-finish
Beech	Natur	Bellano-Click: Casinó-Click:	lacquer-finish, oil-impregnation lacquer-finish, oil-impregnation
Oak	Natur	Bellano-Click:	lacquer-finish, oil-impregnation
Oak	Living	Bellano-Click:	lacquer-finish, oil-impregnation
Oak	Living	Bellano-Click:	oil-impregnation (white)
Oak V-groove	Living	Casinó-Click:	oil-impregnation, untreated
Jatoba	Natur	Bellano-Click:	lacquer-finish
American Cherry	Natur	Bellano-Click:	lacquer-finish
Merbau	Natur	Bellano-Click: Casinó-Click:	lacquer-finish, oil-impregnation lacquer-finish

The corresponding wood illustrations start on page 26.