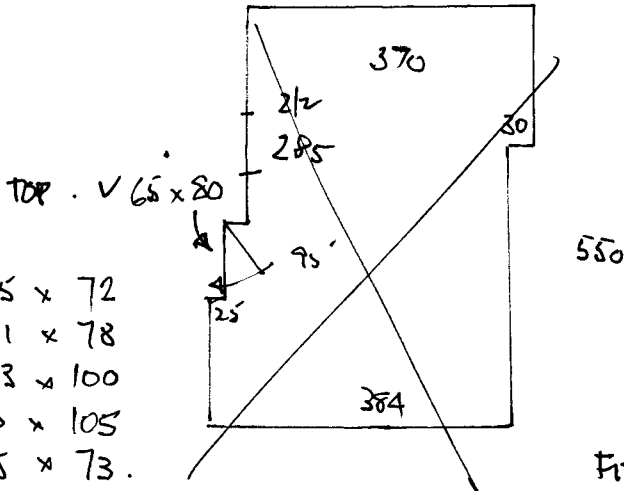


R15989
 FAULKNER
 70 LOWER DOWNS RD
 SW 20.

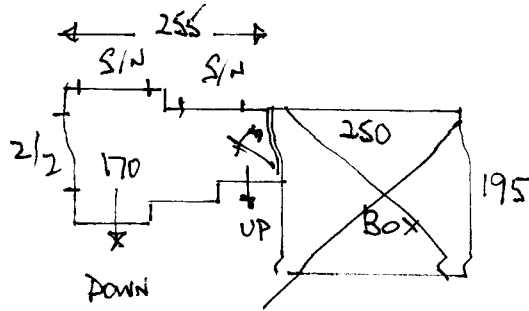
1 2

LOFT ROOM.

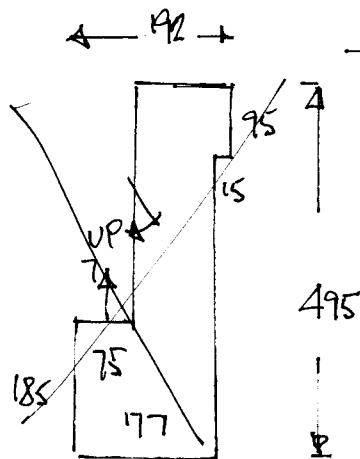


- ✓ V1 x 45 x 72
- ✓ W1 51 x 78
- ✓ W2 53 x 100
- ✓ W3 70 x 105
- ✓ W4 55 x 73
- ✓ A x 45 x 75
- ✓ W5 53 x 80
- ✓ W6 56 x 100
- ✓ W7 70 x 100
- ✓ W8 53 x 70
- T 30 x 82
- 20 x 90

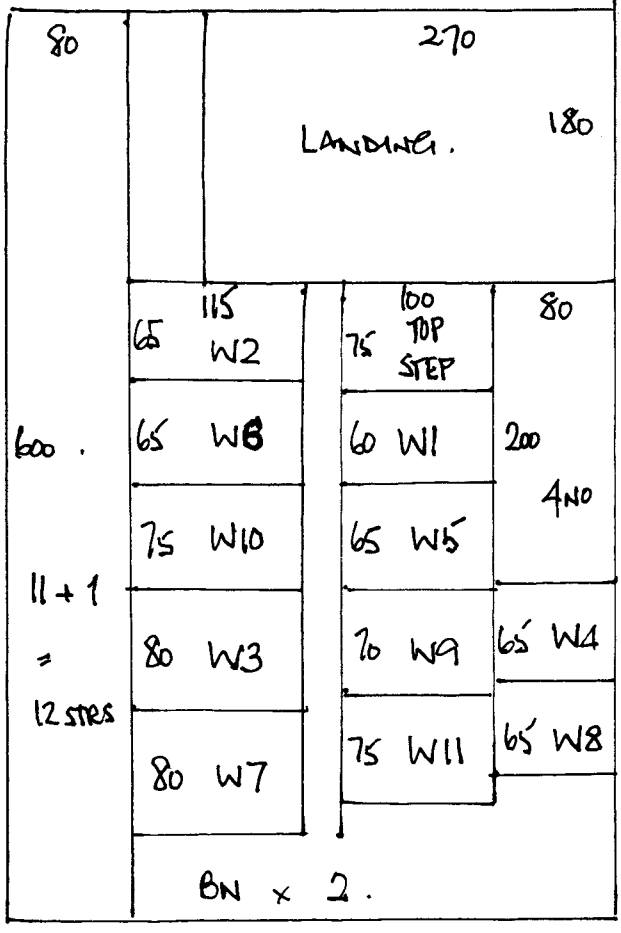
FIRST FLOOR.



HALL.



- ✓ W9 58 x 85
- ✓ W10 63 x 105
- W11 63 x 73
- ✓ 11 x 43 x 76
- ✓ 1 x BN.



600 x 400.

R15 989
 FAULKNER
 70 LOWER DOWNS RD
 SW20

2 2.