

R16075

D. GILMORE

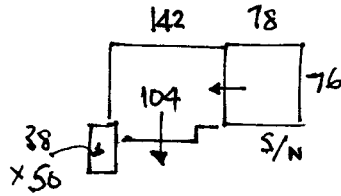
32 WATERY LANE

SW20 9AA

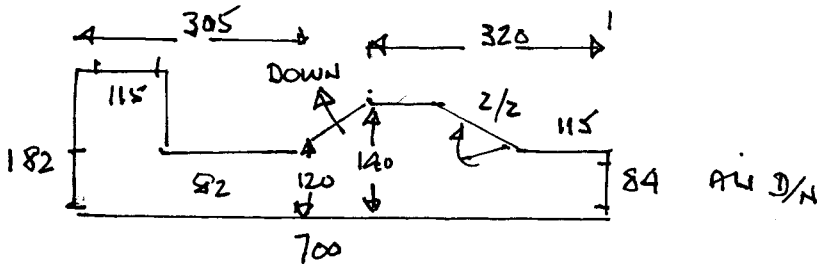
07976-247833.

1 2

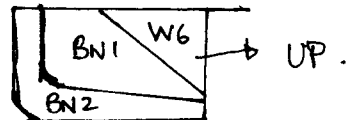
TOP.



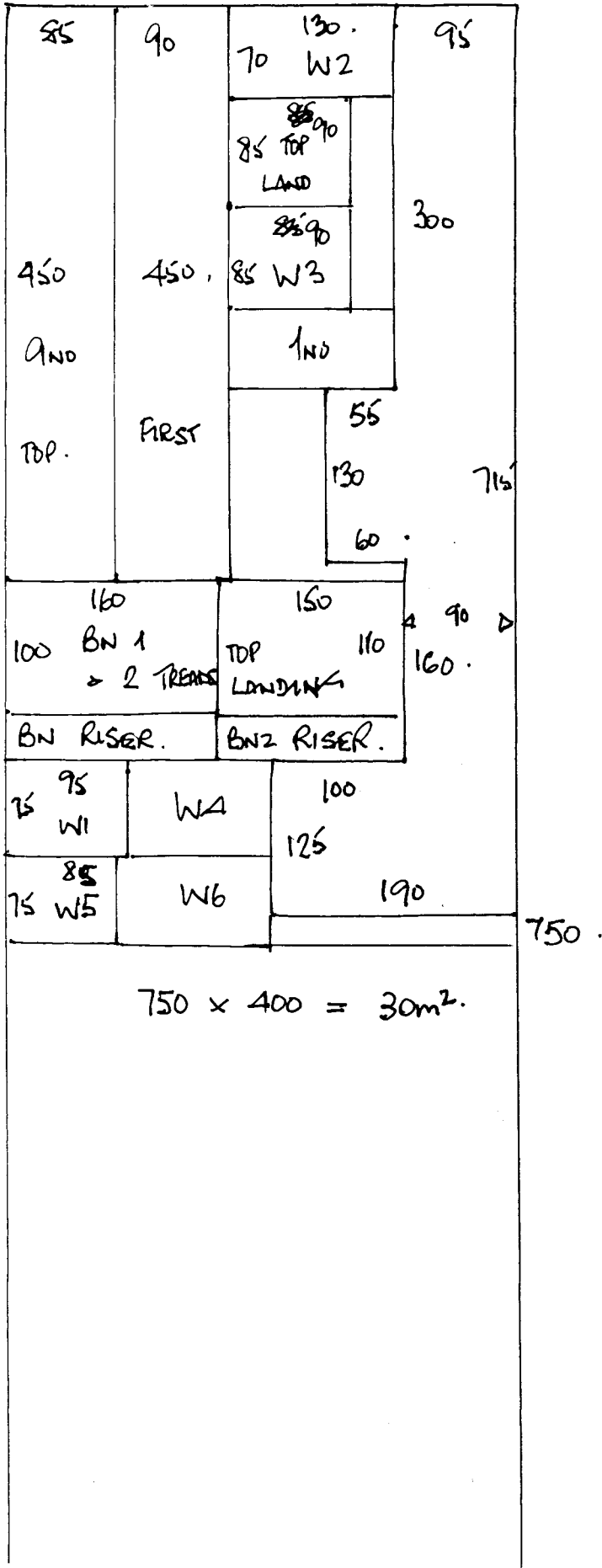
- ✓ W1 62 x 85
- ✓ W2 62 x 113
- ✓ W3 73 x 80
- ✓ Q 44 x 80



- ✓ W4 55 x 97
- ✓ W5 64 x 73
- ✓ 1 x 43 x 84
- ✓ 9 x 43 x 77 + TURN
- ✓ W6 65 x 93
- ✓ BN1 T 70 x 125
R 20 x 135
- ✓ BN2 T 85 x 135
R 20 x 150



* FIT COIR MAT TO MATWELL AT FRONT DOOR.



R16075
 GILMORE
 32 WATERY LANE
 SW 19

2 2.