

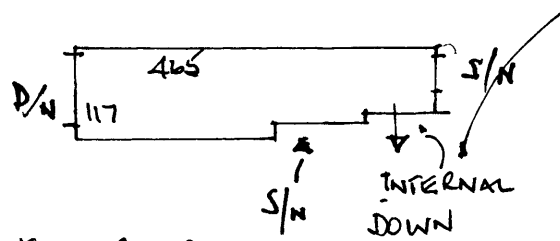
*

EXISTING TO UPLIFT & DISPOSE.
 ALL BARS. - CHANGE OVER
 EXISTING WITH SOME NEW.
 FIT S/NAPS TO FINISH AT RAILS
 ON LANDINGS.

R16534.
 PUGH
 15 COURTHOPE RD.
 SW19

1 2.

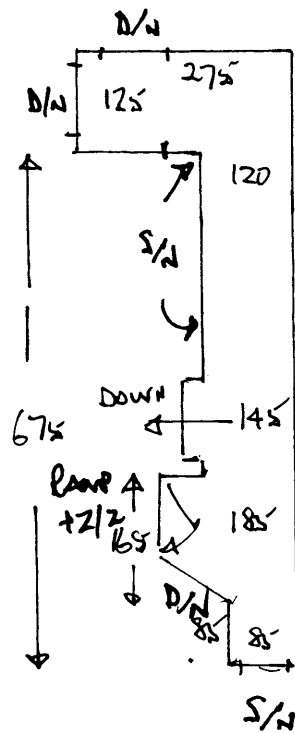
TOP FLOOR.



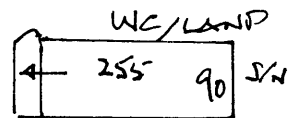
WRAP AROUND NOGINZ
 FIT SEPERATE RISES.

4 x 43 x 92
 115 x 93
 10 x 43 x 92

FIRST FLOOR.

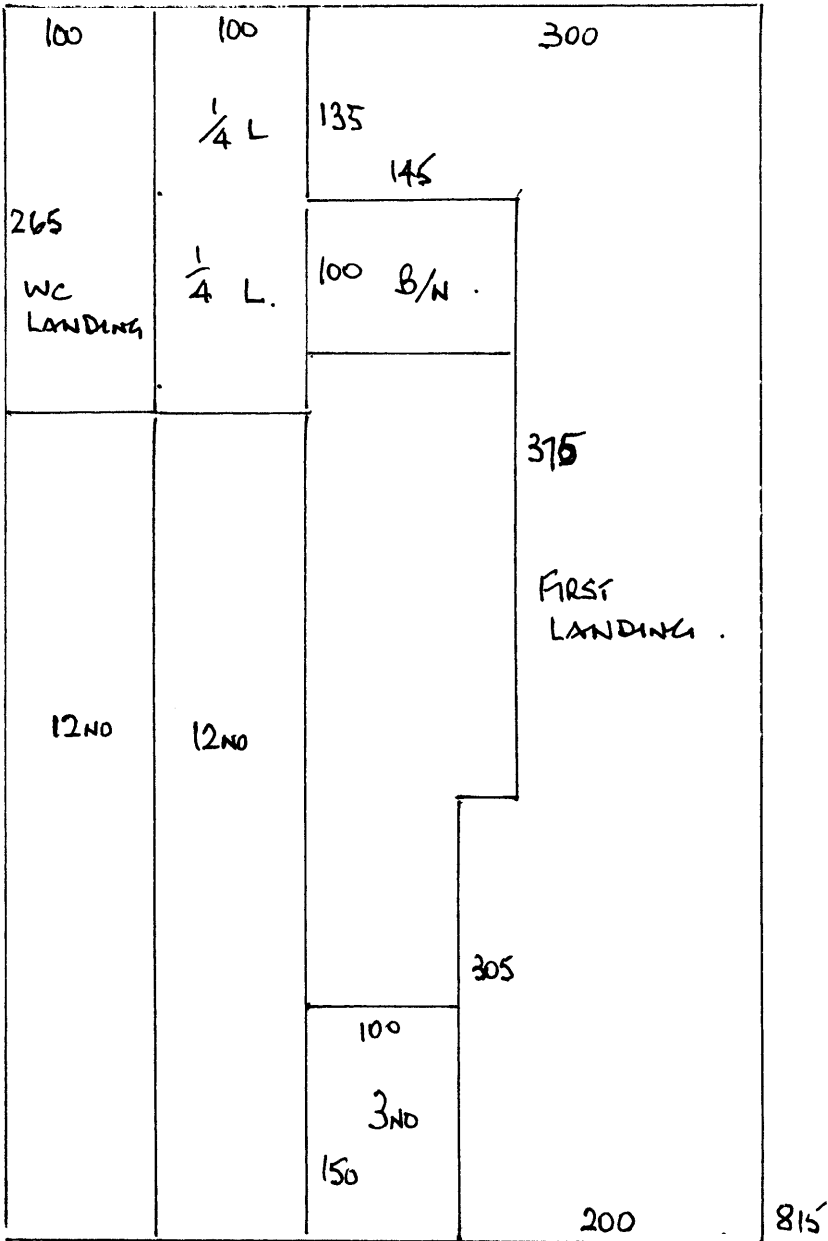


2 x 43 x 92
 117 x 94,
 11 x 43 x 92



B/W 30 x 102
 20 x 110

D/W . 4
 S/N 89
 2/2 1.



R16S34.
 PUGH.
 15 COURTHOPE RD
 SW19

2 2.

CUTS :

$$815 \times 500 .$$

TDP
 LAND.

$$125 \times 4$$

$$940 \times 500 = 47m^2$$