

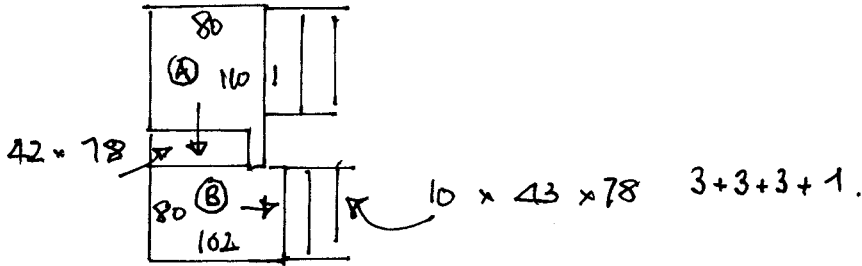
R16361
 TREAYS
 LANGLEY HSE
 4 GROSVENOR HILL, SW 19 .

1 2 .

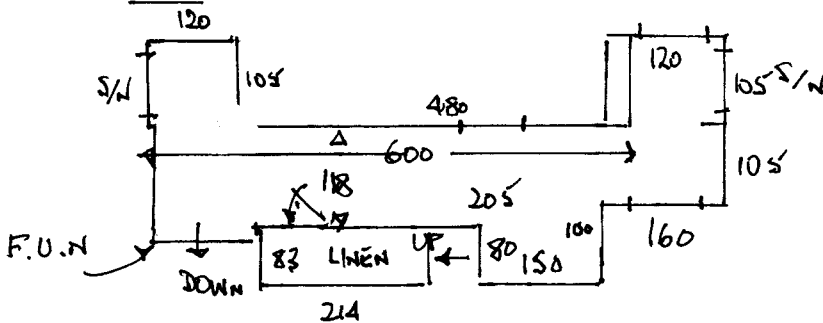
EASICARE TWEEED
 - HEADLAND

TOP

RISER 15 x 106
 3 x 43 x 106



FIRST



RUNNER 5 x 43 x 69 + RISER.
 STEP 35 x 86 + TURN
 1/2 L 110 x 212 F.U.N .

WC 85 x 85 KARNDEN?
 105 x 85
 100 x 85

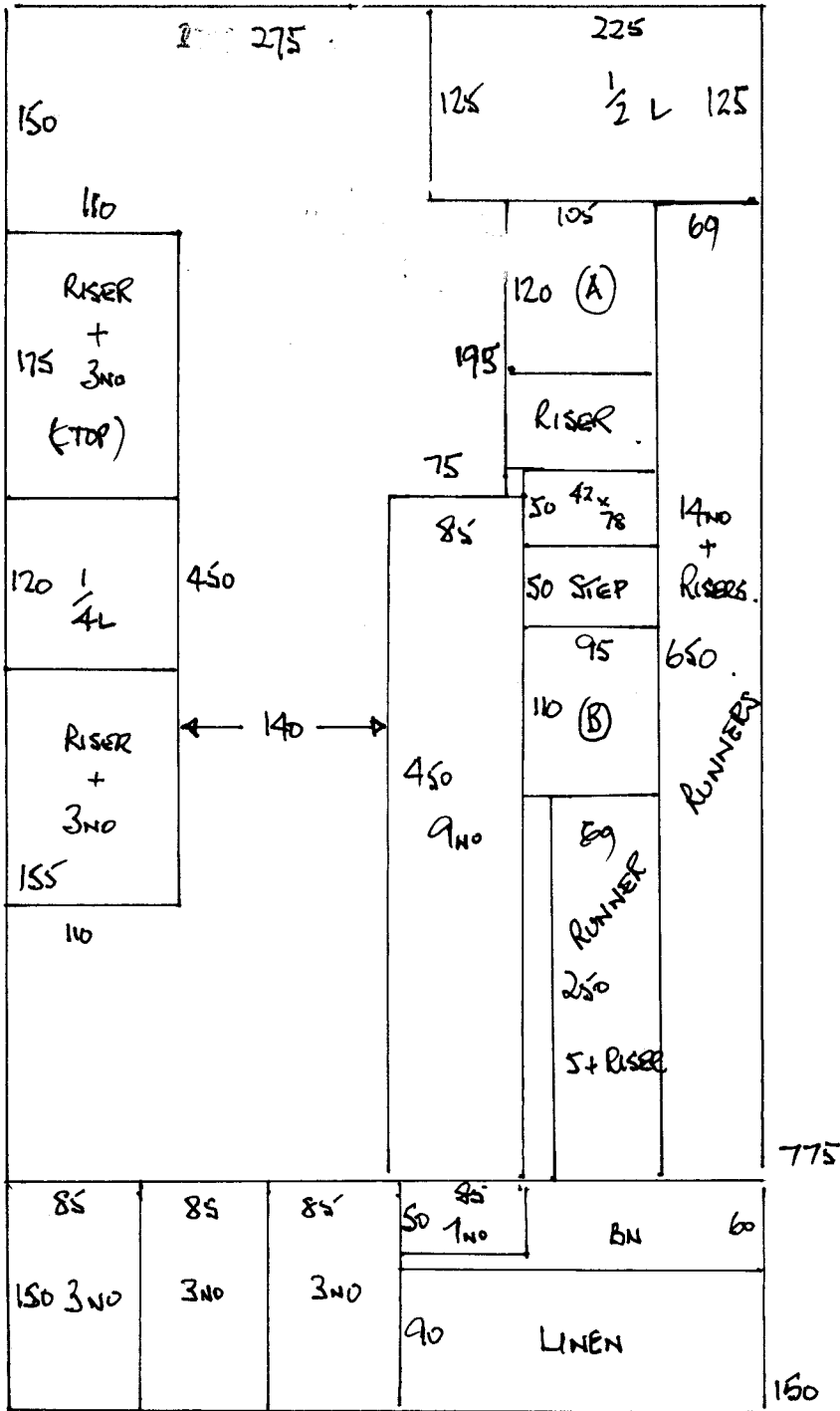
RUNNER 5 x 43 x 69 + RISER.
 1/4 L 110 x 102 F.U.N .

WHIPPING TO RUNNERS .

RUNNER 9 x 43 x 69 + RISER .

RISER 15 x 90
 3 x 43 x 90 + TURN .

RISER 20 x 73
 9 x 43 x 75 + TURN
 BN x 1ND .



R16361
 TREAYS
 LANGLEY HSE
 4 GROSVENOR HILL . SW19.

2 2

CUTS :

$$775 \times 500 .$$

$$150 \times \text{''}$$

$$925 \times 500 = 46.25m^2$$