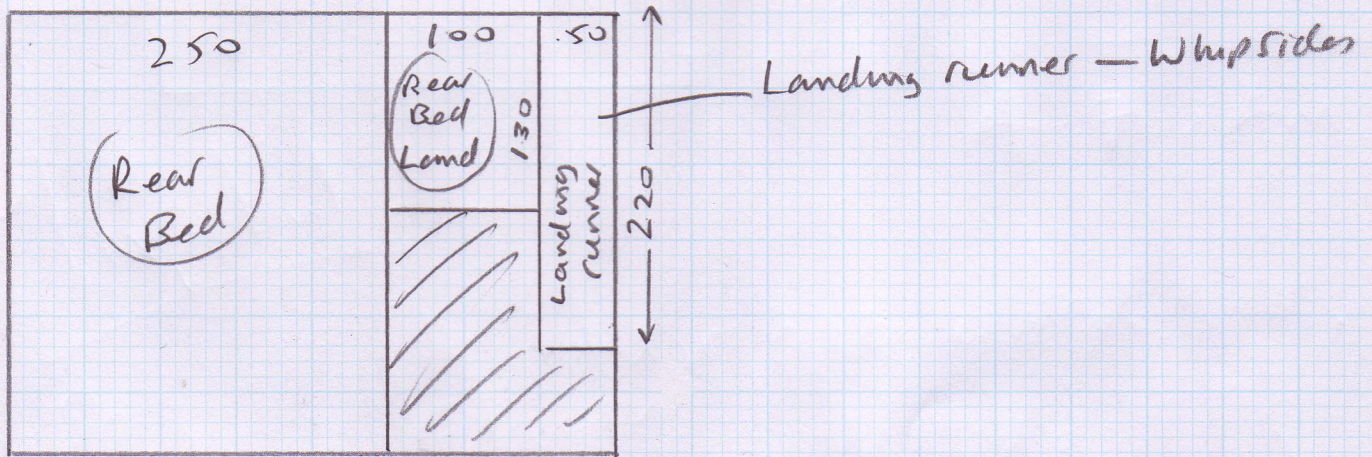


P26396pet

Mrs P Mitchell  
 14 Cowley Road  
 Martlake  
 SW14 8AB

Tel: \_\_\_\_\_  
 Sheet: \_\_\_\_\_ of: \_\_\_\_\_

4.20 x 4  
 2.90 x 4

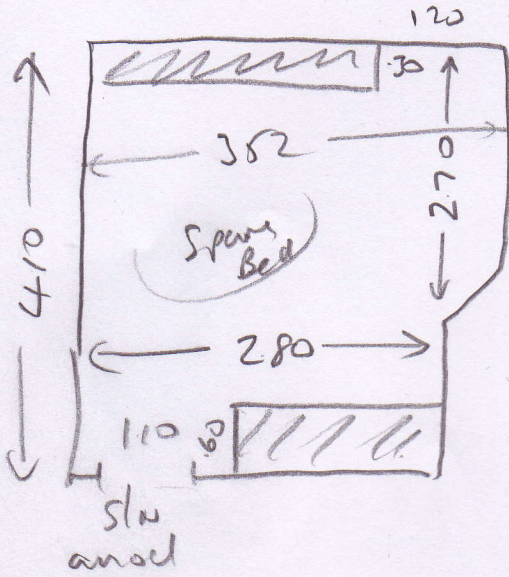


1022

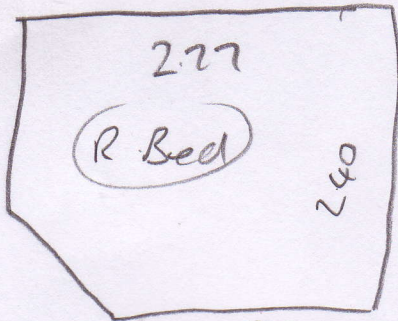
Mitchell

P26396


Mrs R MITCHELL  
14 Lemster Ave  
Mottlaker  
SW 14 8 QB



wood  
ulb  
ext slk  
m/E (1 1/2)



wood  
ulb  
ext slk  
m/E (1 1/2)



← 095 x 120 or

over nosing  
over ruse

Land Run 210 or on 2050

why?

R. Land 126 x 086



Fitted

ulb  
ext slk

2022