

Draw attention...  
 Increase sales...  
 Impart information...  
 Promote offers...  
 You can do it all with  
 the right sign system!



## Sign supports

A fixing to suit your needs. Fix directly from the ceiling or wall or use the suspended cable or rod systems for additional flexibility.

### Projecting supports



WM01 - for panels up to 7mm thick.  
 WM02 - for panels up to 10mm thick.  
 Projects 19mm from wall.



WM03 - for panels up to 7mm thick.  
 WM04 - for panels up to 10mm thick.  
 Projects 5mm from wall.

### Supports for panels with holes



Supports for panels 5 or 6mm thick with holes of 6mm dia.  
 CS13 - for 1.5mm cable.  
 CS13-3 - for 3mm cable.  
 (For extra thick panels up to 20mm thick - please specify size required when ordering.)



RS13 - for rods.

### Vertical panel clamps



CG03 - for panels up to 4mm thick.



CG01 - for panels up to 7mm thick (CG01-3 for 3mm cable).  
 CG14 - for panels up to 12.7mm thick (CG14-3 for 3mm cable).



RG01 - for panels up to 7mm thick.  
 RGN01 - for panels up to 7mm thick (non-removable).



CG09 - for panels up to 7mm thick.  
 Support for top/bottom of panel.

### Supports for hanging signs



KC2-CG05 - Kit with 2m of cable and clamp for panels up to 7mm thick.  
 Support for signs from above.


### Cable and rod fixings



R503 + PO2 - projects rod 10mm from wall.  
 R503 or CS03 - used with PO2 to suspend panels greater than 12mm thick. Used with a countersunk wood screw or bolt.



WM11 - wall fixings for rod. Projects 30mm from wall.



R1500 1.5m rod threaded.  
 R500 500mm with rounded end for hanging signs.  
 R1000P 1.0m non threaded.



RAS - rod top/bottom fittings. Just add rod to required length.  
 CA4 - 1.5mm cable.  
 CA4-3 - 3mm cable.  
 Ceiling to floor fittings supplied with 4m of cable.



CWW - wall to wall fittings.  
 CWF - wall to floor fittings.  
 CCW - ceiling to wall fittings.  
 All supplied with 3m of cable.

Longer lengths of cable available on request.

# MANAGE YOUR SIGNAGE

ALL YOU NEED TO CREATE HIGH IMPACT SIGNS



- Wall mounted supports
- Suspended signs
- Directional signs
- Banner displays
- Hook-on presentations
- Projecting signs
- Acrylic panels and poster holders
- Show off your signs with elegant illumination
- Instant solutions for exhibition signage

# Signs Supports... any sign...anywhere!

Directional signs... Departmental signs... Promotional signs... Directories... Menus... Information... Banners... Corporate signage...  
in entrance lobbies... receptions... corridors... showrooms... windows... exhibitions... museums... offices...

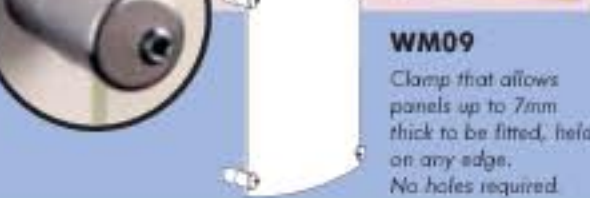
**Signs are often the first opportunity to make an impression, so make sure your signs give the right message.**

Any sign will be greatly enhanced in appearance by the use of a professional support system.

- Extensive range of sign, poster and banner support systems, wall-mounted or suspended.
- Fittings made of solid brass for durability, supplied in a range of top quality finishes.
- Fast, efficient service, allowing you to get on with your business.




## Wall Mounted Supports



**WM09**  
Clamp that allows panels up to 7mm thick to be fitted, held on any edge. No holes required.

## Quick Fit Toggle

Fit a sign instantly into an exhibition profile - no tools required. Twist and lock your sign anywhere along the length of a channel for fast installation of suspended or vertically mounted signs.



PC01-Q (for cables or wall mounted fittings)  
PRO1-Q (for rods)



**Hold your signs away from the wall**  
Supports enhance the appearance of the sign  
Easy to clean as dust drops down behind the sign



**WM12 - Small**  
12mm diameter, 20mm length. Requires 9mm hole\*



**WM05 - Medium**  
16mm diameter, 14mm length. Requires 6mm hole\*



**WM05L - Medium Long**  
16mm diameter, 40mm length\*



**WM15 - Large**  
25mm diameter, 25mm length. Requires 12mm hole\*



**WM16 - Large 50**  
25mm diameter, 50mm length. Requires 12mm hole\*

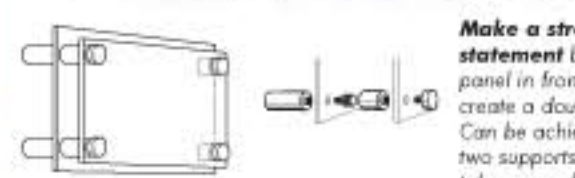


**WM17 - Large 75**  
25mm diameter, 75mm length\*

...5 finishes...  
Satin chrome, Warm chrome, Black, Polished chrome, Brass.

\* Components shown actual size

## Be unique!

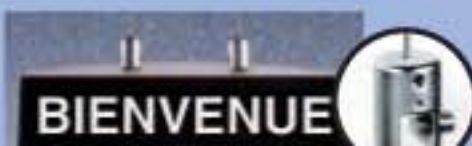


**Make a strong design statement** by using one panel in front of another to create a double-depth sign. Can be achieved by joining two supports with PC31 to take a panel up to 6mm thick.

**Need a longer support?** Join two supports together using PC31.

## Suspended Signs

Perfectly hung signs that are sure to get noticed



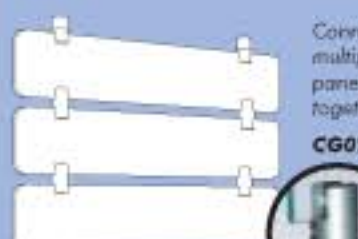
Single or multiple signs - suspended from 1.5mm cable or 6mm diameter rod.

**KC2-CG03**



Clamps designed to suit your panel thickness.

**CG01**



Connect multiple panels together.

**CG02**

## Directional Signs

Flexible and elegant



Signs of any width or height can be combined to create the desired effect.

**CWF**

Wall to floor cables. Fit between cables/rods or overhang. Use acrylic, glass, wood or metal panels...the choice is yours.

**RG01 (Rod)**

Vertical clamp supporting panels from the side.



**WM11**

Wall fixing for vertical or horizontal rods.

**RS13**

Supports panels with holes.

## Banner Displays

Make a statement where you need it



Suspend large format graphics between floor and ceiling or at a right angle to the wall.

## Hook-on Displays

Communicate your message or service



Hook on acrylic pockets, leaflet dispensers or signs.

## Projecting Signs

Draw attention - project your signs from the wall



**WM01** Support for signs projecting from the wall.

## Acrylic Signs/Poster Holders

Need a fast solution?

Order acrylic pockets (A5 - A0) to drop in signs and graphics that are changed in an instant.





## NEW Leading Edge

SIGNAGE SYSTEM



# Signedge the NEW, most versatile sign system of its kind...

## Clear Elegant Signs

Ideal for use in showrooms, reception and waiting rooms, hotels, office foyers, public buildings, sport centres, hospitals, museums, exhibition stands and retail outlets.

## Why Signedge?

Signedge is the smart new way of creating curved or flat signs, posters holders and a lot more - a professional system with endless possibilities for creating customised signs.

## Wide choice of designs to suit you

- Wall-mounted, door or directory signs or poster holders
- Ceiling/suspended signs on cables or rods
- Freestanding units and totems
- Flat or curved signs and poster holders
- Single or double sided
- Portrait or landscape
- Graphics can be easily changed
- Use printed paper posters or create signs out of any material



**E**

**Signedge**, el NUEVO sistema de letreros y señales más versátil de su clase...

**Letreros y señales claros y elegantes** Ideales para exposiciones, salas de recepción y de espera, hoteles, vestíbulos de oficinas, edificios públicos, centros deportivos, hospitales, museos, stands de exposición y puntos de venta minorista.

**¿Por qué Signedge?** Signedge es la nueva forma inteligente de crear letreros y señales curvos o planos, portacarteles y mucho más. Un sistema profesional con infinitas posibilidades para la creación de letreros y señales personalizados.

**Amplia variedad de diseños para elegir el que mejor se adapte a usted**

- Letreros y señales de montaje en la pared, en puertas o directorios o portacarteles
- Letreros y señales de montaje en el techo/suspendidos de cables o varillas
- Unidades portátiles y tótems
- Letreros y señales planos o curvos y portacarteles
- De una cara o doble cara
- Retrato o apaisado
- Los gráficos se pueden cambiar fácilmente
- Utilice carteles impresos en papel o cree letreros y señales de cualquier material

**I**

**Signedge**, il sistema più INNOVATIVO e versatile per la segnaletica...

**Indicazioni eleganti e trasparenti** Ideali per showroom, reception e sale d'attesa, hotel, ingressi di uffici, edifici pubblici, centri sportivi, ospedali, musei, stand di fiere e outlet.


**Perché Signedge?** Signedge è un modo nuovo e intelligente per creare cartellonistica curva o piatta, porta cartelli e altro ancora: si tratta di un sistema professionale dalle infinite possibilità in grado di offrire la massima personalizzazione.

**Amplia scelta di design per tutte le esigenze**

- Porta cartelli o indicazioni direzionali per montaggio a parete o su porta
- Segnaletica a soffitto/sospesa mediante cavetti o barre
- Unità free-standing e totem
- Segnaletica e porta cartelli piatti o curvi
- Mono o bifacciali
- Verticali o orizzontali
- Possibilità di cambiare facilmente la grafica
- È possibile utilizzare cartelli stampati su supporto cartaceo o qualsiasi altro materiale

# What is it and how does it work?

...Signedge is an anodised aluminium extrusion which can be cut into any length required, creating the edges of your sign.



Combine the extrusion with end-caps available in variety of sizes to create flat or curved signs, either single or double-sided.



## ¿Qué es y cómo funciona?

...Signedge es un perfil de extrusión de aluminio anodizado que se puede cortar a cualquier longitud para crear los bordes del letrero/señal.

Combine el perfil de extrusión con las tapas finales disponibles en varios tamaños, para crear letreros o señales planos o curvos, de una o de doble cara.

## Cos'è e come funziona?

...Signedge è un profilo estruso in alluminio anodizzato che può essere tagliato nella lunghezza desiderata per realizzare la cornice dei cartelli.

Possibilità di abbinare il profilo estruso con i terminali disponibili in varie dimensioni, per creare una segnaletica piatta o curva, mono o bifacciale.




# Wall-mounted flush to the wall

Profile fixed flush to the wall.  
Use flat or curved end caps,  
available in a range of sizes.

Signs can be positioned vertically or horizontally.  
Standard kits are available (A5 – A1), supplied  
complete with profiles, end caps and plastic non  
reflective front panel and opal interior panel to  
enhance the appearance of the sign.

Alternatively, all components are available  
separately for you to create the sign to your  
own design.



## Montado y a ras de la pared

**Perfil fijo a ras de la pared. Utilice tapas finales planas o curvas, disponibles en varios tamaños.**

Los letreros o señales se pueden colocar en retrato o en apaisado. Los kits estándar disponibles (A5 - A1) se suministran completos con perfiles, tapas finales, un panel frontal de plástico anti-reflectante y un panel interior opalescente para mejorar el aspecto del letrero o señal.

Alternativamente, todos los componentes están disponibles por separado para que pueda crear el letrero o señal según su propio diseño.

## Montaggio a filo parete

**Profilo fisso a filo parete. Utilizzate i terminali piatti o curvi disponibili in diverse dimensioni.**

La segnaletica può essere posizionata sia in verticale sia in orizzontale. Sono disponibili kit standard (A5 – A1), che includono profili, terminali, pannello anteriore in plastica antiriflesso e pannello interno opaco per migliorare l'aspetto della segnaletica. In alternativa, tutti i componenti sono disponibili separatamente per poter creare il segnale in base al proprio design.





## 90° to wall

Signs fitted at right angle to the wall with double sided end caps

## 90° respecto a la pared

Letreros o señales colocados en ángulo recto respecto a la pared, con tapas finales de doble cara.

## Montaggio a 90° rispetto alla parete

Segnaletica montata ad angolo retto rispetto alla parete, con terminali bifacciali.



## Directory Signs

Directory signs can be made in any configuration, even combining signs of different sizes.



## Letreros o señales directorio

Los letreros o señales directorio pueden tener cualquier configuración, e incluso se pueden combinar letreros o señales de distintos tamaños.

## Direzionale

La segnaletica direzionale può essere prodotta con qualsiasi configurazione, anche mettendo assieme segnali di dimensioni differenti.



# Suspended Signs

Suspending with cables or rods from the end cap or side profile, allowing sign to be positioned exactly where required, giving the maximum visibility.

## Letreros o señales suspendidos

Suspendidos de la tapa final o del perfil lateral con cables o varillas, lo que permite colocarlos exactamente donde se desee, obteniendo la máxima visibilidad.

## Segnaletica sospesa

La possibilità di sospendere i segnali a cavetti o barre, mediante il terminale o il profilo laterale, consente di posizzarli esattamente dove occorre e di garantire la massima visibilità.



# Free-standing Post Signs

Free-standing notice boards, directory signs and poster holder displays.



## Letreros o señales con poste portátiles

Tableros de noticias, letreros o señales directorio y expositores portacarteles portátiles.

## Segnaletica free-standing

Avvisi, segnaletica direzionale ed espositori porta cartelli free-standing.





**HEAD OFFICE:**

**Fairfield Displays & Lighting Ltd**  
127 Albert Street, Fleet  
Hampshire, GU51 3SN, UK

Tel: +44 (0) 1252 812211  
Fax: +44 (0) 1252 812123  
E-mail: [info@fairfielddisplays.co.uk](mailto:info@fairfielddisplays.co.uk)

---

**NORTHERN OFFICE:**

Fairfield House, Vernon Drive,  
Battlefield Enterprise Park,  
Shrewsbury, Shropshire, SY1 3TF

Tel: 01743 462472  
Fax: 01743 462452  
E-mail: [shrewsbury@fairfielddisplays.co.uk](mailto:shrewsbury@fairfielddisplays.co.uk)

Displays, signage and lighting that increase sales

**[www.fairfielddisplays.co.uk](http://www.fairfielddisplays.co.uk)**