



SCHREITER RE-FIT AND PAINT

Works done 24th January

Tuesday, 24 January 2017

Identified 7 Issues




ISSUE 1

Assigned To Loft Riser Now Fitted And Stairs Filled And Painted Where Necessary




ISSUE 2

Assigned To 1/4 Landings Now Fitted, Filled And Painted Where Necessary



ISSUE 3

Assigned To Bottom Stairs On Loft Flight Replaced, Filled And Painted Where Necessary




ISSUE 4

Assigned To Riser And 2x Stairs Down Replaced, Filled And Painted Where Necessary



ISSUE 5

Assigned To Winders Replaced, Filled And Painted Where Necessary



ISSUE 6

Assigned To Bottom Step Replaced. Main Stairs Filled And Painted Where Necessary

ISSUE 7

Assigned To Job Walked With Customers Son

After completing the work I asked the customer son who was present to walk the job and point out any issues the he could see. He mentioned that there was a slight bulge on the right hand side of the bullnose that I explained is due to the curvature of this step and the fact that the paint was not an exact match but is aware that it is the paint that they provided. These points aside they confirmed that there were no cracks and that it all looked good.