SUGGESTED PLANK DIRECTION
FOR LAYING ON 1ST/2ND FLOOR.

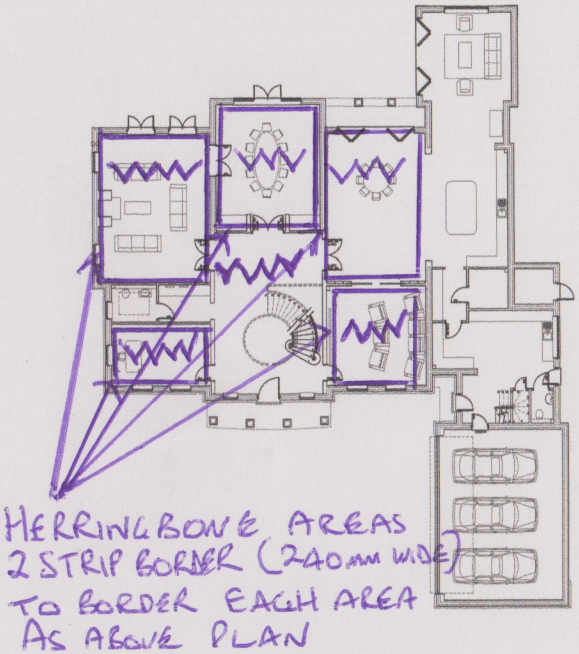


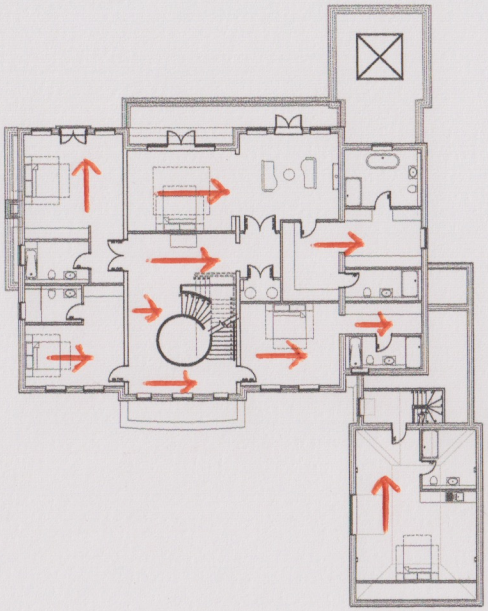

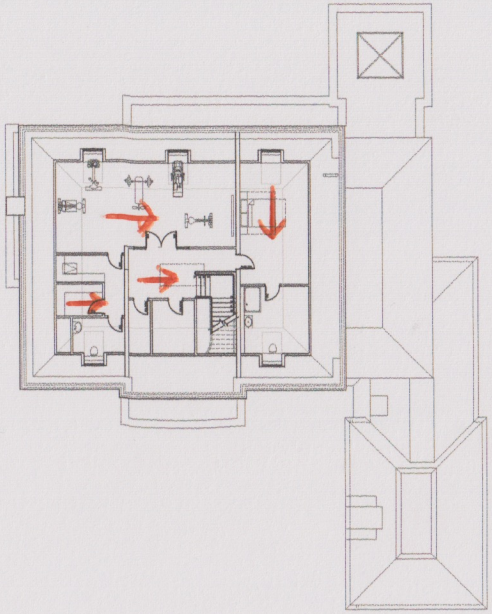

mrcarpet
DESIGNS FOR FLOORS
www.mr-carpet.co.uk

**Ground floor** - Border width (240mm/2 strips) and laying direction for herringbone flooring.
**1st & 2nd floor** - Suggested laying direction for plank flooring.

**Please confirm or amend above details for instructions to floor layers.**
I confirm the above direction/border configuration is approved for laying.

**Signed**_____ **Print Name**_____ **Date**_____

NOTES :

All dimensions to be checked on site prior to the commencement of construction and any discrepancy should be reported.

This drawing should not be reproduced in any part or form without written consent.

All copyrights reserved.

Metric drawing.

All imperial dimensions are approximate.

Contractors MUST ensure that they have the latest issue drawing before they commence work on site.

Do not scale

| Rev | Date | Revision |
|---|---|---|

Project :
Little Court
Eaton Park
Cobham

Drawing Title
Sales Plan
Plot 1

dtm design and technical management
57a High street
Burnham
Bucks

| Drawn : | Scale: | Date : |
|---|---|---|
| N.P | 1:100 @ A0 | June 2016 |

| Drawing No. : | Rev : |
|---|---|
| | |