



INVICTUS®

GREAT CARPET · INVINCIBLE COMFORT



RANGES



TIBERIUS



AURELIUS



CENTAURUS



CASSIUS



DARIUS



SEPTIMUS



SEVERUS



SIRIUS



ORION



CENTURION



MAGNIFICUS

INVICTUS[®]

LET US SHOW YOU THE WAY TO HEAVENLY COMFORT

Invictus[®] stands for invincible comfort that will convince even the most demanding amongst you. Since its founding in 2015, Invictus[®] has been a trailblazer in the carpet industry. The carpets' stunningly rich texture and opulent body is created using the latest generations of polypropylene yarns. iVinci-yarn combines appealing comfort & a stunningly rich texture with superior stain resistance.

Invincible comfort

Stunningly rich texture

Superior stain resistance

Bleach cleanable

INVICTUS[®]
GREAT CARPET,
INVINCIBLE COMFORT




A UK brand
since 1964

invictus.co.uk




TIBERIUS



-  20 year wear warranty
-  20 year stain warranty
-  3,4,5M multi-width save money
-  100% bleach cleanable
-  Home Friendly fusion bac
-  2 PLY yarn
-  iVinci SDO YARN comfort



AURELIUS




-  20 year wear warranty
-  20 year stain warranty
-  3,4,5M multi-width save money
-  100% bleach cleanable
-  Home Friendly fusion bac
-  2 PLY yarn
-  iVinci SDO YARN comfort



CENTAURUS



03





CASSIUS



20



-  20 year wear warranty
-  20 year stain warranty
-  3,4 & 5M multi-width save money
-  100% bleach cleanable
-  Home Friendly fusion bac
-  2 PLY yarn
-  comfort



DARIUS




34



-  20 year wear warranty
-  20 year stain warranty
-  3,4,5M multi-width save money
-  100% bleach cleanable
-  Home Friendly fusion bac
-  2 PLY yarn
-  iVinci SDO YARN comfort




SEPTIMUS



-  20 year wear warranty
-  20 year stain warranty
-  3,4,5M multi-width save money
-  100% bleach cleanable
-  Home Friendly fusion bac
-  2 PLY yarn
-  iVinci SDO YARN comfort



SEVERUS




- 
20 year wear warranty
- 
20 year stain warranty
- 3,4,5M**
 multi-width **save money**
- 
100% bleach cleanable
- 
 Home Friendly **fusion bac**
- 
2 PLY yarn
- 
comfort



NEW &
IMPROVED
YARN
2021-2025

SIRIUS



-  20 year wear warranty
-  20 year stain warranty
-  3,4&5M multi-width save money
-  100% bleach cleanable
-  Home Friendly fusion bac
-  2 PLY yarn
-  comfort




NEW & IMPROVED YARN
2021-2025

ORION



97




- 20 year wear warranty
- 20 year stain warranty
- 3,4,5M multi-width save money
- 100% bleach cleanable
- Home Friendly fusion bac
- 2 PLY yarn
- iVinci SDO YARN comfort



CENTURION



90



-  20 year wear warranty
-  20 year stain warranty
-  3,4,5m multi-width save money
-  100% bleach cleanable
-  Home Friendly fusion bac
-  1/10 gauge
-  2 PLY yarn
-  iVinci SDO YARN comfort



MAGNIFICUS



-  20 year wear warranty
-  20 year stain warranty
-  3,4,5M multi-width save money
-  100% bleach cleanable
-  Home Friendly fusion bac
-  1/10 gauge
-  2 PLY yarn
-  iVinci SDO YARN comfort



INVICTUS[®]
GREAT CARPET · INVINCIBLE COMFORT

KEEP YOUR INVICTUS CARPET LOOKING LIKE NEW

Maintenance and cleaning tips

Carpets, by their very nature, come in for a lot of heavy use, so it's important to follow a few basic suggestions for keeping them in tip top order. Even though your Invictus carpet is designed to withstand many spillages, it will still get dirty. So, just follow this simple advice.

1. Vacuum regularly

The more you vacuum your carpet, the longer it'll stay looking good. Try and do it often, to prevent build up of soil particles in the pile. Pay particular attention to areas of heavy footfall such as doorways and at the foot of chairs or cupboards.

2. Periodical cleaning

It's inevitable that dust and oil particles in the air will leave a dulling film on your carpet over time, and the best way to overcome this is by employing a professional cleaning company that will use cleaning solutions recommended for Invictus carpets. Remember that this Warranty is only valid if this is done at least once in every two year period from the date of purchase. Use the maintenance record to keep a note of this in case you need to make a claim.



CLEANING PROCEDURES

Before trying to remove dirty marks from your carpet it's important to know whether they are stains or 'soiling'.

Staining

Is the discolouration of carpet fibres caused when pigment from a substance like coffee or red wine leaves residue in the carpet. Before tackling a stain, check what has caused it and follow the correct removal procedure from the information in this leaflet. Remember, these stain removal procedures are for carpets made from polypropylene IVINCI SDO Stainaway yarn.

Soiling

Is caused by dirt, dust, cigarette ash, and other particles that settle on a carpet during normal use. If soiling isn't removed regularly, the particles can cause friction at the base of the carpet and weaken the fibres, causing loss of pile height and density and a dull appearance. Regular maintenance is the best way to keep your carpet free of soiling and looking great.

General advice

Other than vacuuming, your carpet needs to be wet cleaned if heavy soiling has occurred, or treated promptly in cases of spills or stains. Outlined opposite are emergency techniques for treating the most common kinds of staining.

WATER-BASED STAINS

Things like beer, berries, coffee, cola, excrement, fruit juice, white glue, ice cream, washable ink, ketchup, sauce, soft drinks, tea and wine.

Soak up immediately using an absorbent cloth or kitchen roll. If the stain persists use a solution of one teaspoon of neutral detergent such as washing-up liquid to half a pint of warm water. Dry with a hair dryer, continually moving to prevent watermarking.

GREASY STAINS

Things like baked beans, blood, butter, chocolate, cooking oil, crayons, gravy, grease, ketchup, mascara, mayonnaise, milk, mustard and pet food.

Use methylated spirits, applying with cotton wool to the edges of the stain and working inwards. Don't worry if colours darken during this treatment, just blot with kitchen roll to avoid excessive moisture. Then use a soap solution on cotton wool, dampen the area, blot with kitchen roll and dry with a hair dryer as above.

DRIED-IN STAINS

Any of the water-based foods or drinks as above.

Use non-biological washing powder or mix two litres of tepid water with half a teaspoon of carpet shampoo. Re-wet the stain using the soap solution applied with cotton wool and blot with kitchen roll as above.

SPECIFIC STAINS

Chewing gum trodden into the carpet.

Scrape away excess then freeze with ice cubes. Shatter with blunt object like the back of a spoon and quickly vacuum chips away.

Hobby glue and nail polish.

Apply nail polish remover sparingly with a cotton towel, pick up softened material and push kitchen roll towards centre of spot to avoid it spreading. Repeat this procedure until the stain is removed.

Candle wax.

Scrape off as much wax as you can. Cover with a white cotton towel and apply a warm (not hot) iron. Repeat this procedure with a clean towel each time until the stain is removed.

Chalk and mud.

Vacuum as much as possible. Loosen remaining material by tapping with a small brush, but don't scrub. Vacuum again then use technique for water-based stains as above.

Lipstick.

Scrape off excess lipstick and lightly rub the area with a slice of fresh white bread. Complete the removal as per the greasy stains technique above.



OTHER STAINS

Things like brown sauce, shoe polish, sherry, toothpaste, urine and vomit.

Apply diluted detergent with a damp towel and leave for five minutes. Blot, then rinse with water, followed by a pad of weighted kitchen roll.

Special Invictus Helpline: 08444 990450

As a last resort...

If you follow the advice in this leaflet for removing food and beverage stains from your Invictus carpet, it's unlikely that you'll need our specialist advice. But if you do need our assistance, this is the low cost Helpline number, available during normal business hours: 08444 990450.

Our experienced advisor will ask you a few questions and then offer further suggestions for removing your stain. Remove the stain using the recommended method. If the stain is unable to be removed you could ask for one of our specialists to visit you. If however, the stain is successfully removed by our representative, then you will be liable for the cost of this service. If we are unable to remove the stain in situ, Associated Weavers will, at our own expense through an approved retailer, provide a replacement carpet of similar quality or value (for the stained carpet only).



Share your #invictuscarpetflooring

   @invictuscarpetflooring

www.invictus.co.uk



08/2023

