

xtrafloorTM

Smart Flooring Solutions



Your go-to partner
for luxury vinyl
floor accessories





Meet Xtrafloor™



Your go-to partner for luxury vinyl floor accessories. Whether you're looking for high-quality **skirting boards**, the right **underlay** for your flooring criteria, durable **profiles** or appropriate **maintenance** and **installation products**, you'll find it at Xtrafloor™. We provide a **comprehensive solution** to all your installation, finishing and maintenance needs.

Discover our wide range of unique Xtrafloor™ flooring accessories, for **commercial** and **residential** use:

- 4 Skirting boards
- 8 Profiles
- 12 Underlays
- 18 Installation tools
- 20 Maintenance products

Skirting boards to match every floor

Looking for a seamless transition from floor to wall? Xtrafloor's skirting boards are made of the exact **same high-quality material as the LVT design floor**. Through a unique patented process, both our standard skirting boards offer an **exact match** between your design floor and skirting in design, colour and texture.

An unequalled correspondence, that you won't find anywhere else in the market. Prefer skirting boards in the same style and colour as your wall? Try Xtrafloor's paintable skirting boards. Available in two heights and customisable in colour, they complete any style.

Discover Xtrafloor's **unique types** of skirting, each with its own distinct advantages.



An exact match
between your design
floor and skirting.

1 Standard skirting: the only perfect transition

Our standard skirting boards fit every interior. Seamlessly connecting floor and wall, its **unique patented technology offers an identical connection between your LVT design floor and skirting in design, colour and texture on a selection of designs***. That's right: exact. Our patented technology is the only one in the market that can guarantee a unique match between skirting and floor. In every design and every colour.

Suitable for use in kitchens and bathrooms, our standard skirting boards will not expand or contract in high-moisture rooms. And they perform just as well in any other room. Because our skirting boards can take a knock or two. From your Hoover, kids or pet. Thanks to their unique **Superguard® layer**,


marks and stains can be removed in seconds with a microfibre or moist cloth. High quality, low maintenance. The protective layer repels dirt, dust mites and other allergens. A durable good, for excellent results.

Easy to install. Simply glue them to the wall. The result? An effortless installation without clips or nails. Prefer a clutter-free interior? Our skirting boards provide an elegant **solution for all your electric cables**.

Our standard skirting boards are compatible with standard mitre tools for **seamless water-resistant notches**.

"How do I cover the expansion gap to the wall?"





Skirting boards made of the exact same material as your LVT design floor



Perfect water-resistant corner solution



Dimensions 12.5 x 60 x 2400mm	Packing Unit Packed per 6
---	-------------------------------------

-  The identical connection for your LVT design floors 
-  Water-resistant
-  Wear-resistant
-  Perfect water-resistant corner solution

(*) Contact your provider to discover our wide range of skirtings that give the identical connection to your LVT design floors.



2 Paintable skirting boards: style by choice

Just like our standard skirting, Xtrafloor™ paintable skirting boards are **low-maintenance** and **wear-resistant**, and offer the best way to **hide cables and wires**. Unlike other paintable skirting boards, they are also **water-resistant**. A unique trait! Looking for a different colour or style? Our unique paintable skirting boards are **pre-primed** and come in two heights: 6 or (adjustable) 10cm.




Unique water-resistant material



Colour coordinate your pre-primed skirting boards & walls



Use our renovation skirting on top of existing skirting boards



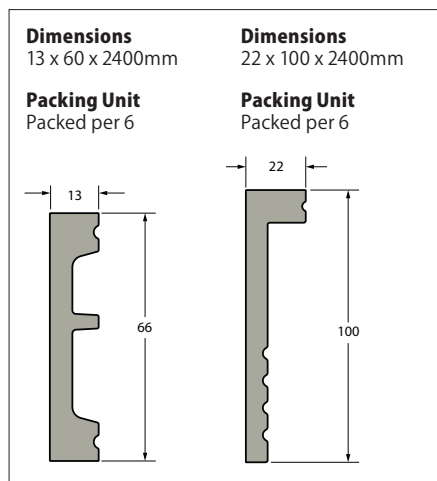
Paintable adjustable renovation skirting to install on top of existing skirting boards (adjustable 10cm)

■ Standard paintable skirting (6cm)

Match your skirting boards with the colour of your wall for the perfect blend. With Xtrafloor™, styling your skirting boards has never been this easy. Our standard paintable skirting comes in 6-cm height and boasts numerous advantages.

■ Paintable renovation skirting (adjustable 10cm)

Busy renovating? Our paintable renovation skirting comes in 10-cm height, higher than the average skirting board, making it easy to **install them on top of existing skirting**. Looking for a different height? Our paintable renovation skirting can be cut to height, if necessary.



Pre-primed paintable skirting boards



Mind the gap: Xtrafloor™ profiles

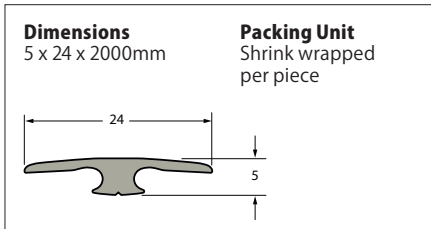
Protect your floor from everyday wear and tear with our durable aluminium profiles. A **hardwearing** solution for gaps between different flooring types and levels. Xtrafloor™ offers **5 profile types**, one for every flooring need.

Designed to ensure **smooth transitions**, these finishing profiles combine functionality with style. Our sleek aluminium profiles boast a **minimalistic design** that lends a smart and modern look to any setting.



1 Bridge the gap: T-profile

Xtrafloor's T-profile offers a durable and easy solution to cover the expansion gap between **2 adjacent floors at the same level**. An LVT run longer than 20 r.m. or an expansion gap between doorways? Our T-profile is the perfect fit.



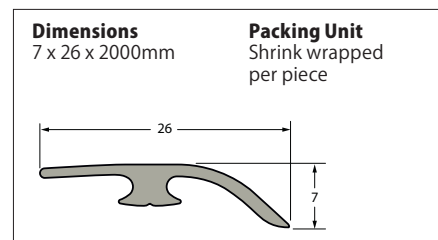
"How do I cover the expansion gap within the floor surface, for runs longer than 20 r.m.?"

2 Keep a low profile: Adaptor profile

Connect your LVT design floor with lower surfaces with our solid and scratch-resistant aluminium adaptor profiles. Smooth and smart transitions between lower-lying concrete, hard pvc or laminate and LVT? Easy, with Xtrafloor's adaptor profiles.



Can be used for height differences from 6mm or 4.5mm – 0mm, depending on the type of (sub)flooring.





Durable design:
aluminium profiles
with minimalist allure.

“How do I connect my floor with higher or lower-lying floor surfaces?”



Can be used for height differences up to 12.3mm.

3 One does it all: Multifunctional profile


Combine any design floor with any other type of floor. Without a hiccup. Carpet or laminate? **Higher or lower-lying flooring?** Xtrafloor's multifunctional profiles effortlessly **join different heights** and flooring types: one product, a host of possibilities.

Dimensions 12 x 45 x 1860mm	Packing Unit Shrink wrapped per piece on a cardboard base

4 Put an end to it: End profile

Looking for a strong **finish between your Click floor and wall, elevated door threshold, window or closet?** Hardwearing and scratch-resistant, Xtrafloor™ end profiles are a durable choice for the perfect end finish.

Dimensions 5 x 18 x 2000mm	Packing Unit Shrink wrapped per piece



“How do I cover the expansion gap under a large window frame or threshold?”



5 Watch your step: Stair nosings

Finally found your dream flooring? With Xtrafloor's innovative stair nosing technology, you can use the same material for your steps. The result? **A smooth transition from floor to stairs.**

Our one-stop-shop for floor finishing solutions offers design stair nosing, using the **same high-quality LVT for your steps.** Just like our first-rate LVT, our stair nosing offers a heap of practical advantages.

Xtrafloor™ offers inner and outer corner stair nosing for LVT Dryback and Click for a **long-lasting protection** against wear and tear. Protect and conceal flooring edges? With Xtrafloor™, there's nothing to it.



Inner corners

Dimensions	Packing Unit
Dryback 25 x 25 x 2400mm	Shrink wrapped per 6 pieces
Click 27 x 27 x 2400mm	

Stair nosing
inner corner
Dryback


Stair nosing
inner corner Click

"How do I finish my stairs in the same material as my flooring?"

Stair nosing
outer corner
Dryback

Outer corners

Dimensions	Packing Unit
Dryback 40 x 26 x 2400mm	Shrink wrapped per 6 pieces
Click 42 x 28 x 2400mm	



Stair nosing
outer corner Click

It all starts with a solid foundation: **Xtrafloor™ underlays**

Installing the right underlay is paramount. **Why choose Xtrafloor™?**

- Improved sound insulation, ranging from 13dB up to 21dB (certified ΔL_w in combination with 4.5mm LVT)
- Considerably reduces creaking noises, compared to a floor without underlay
- Quick & easy installation
- Suitable for underfloor heating & cooling

Every space is different. We have a flooring solution for every one of them. Whether you are looking for **a total residential solution, for superior sound insulation or for a perfect commercial fit**, Xtrafloor™ has the underlay you need.

Our specialists meticulously selected **3 types of underlays**. One to meet every flooring requirement.



xtrafloor®
Smart Flooring Solutions

"Looking for a commercial solution? Select Xtrafloor™ Flex Pro."

1 Xtrafloor™ Base: total solution for residential purposes

Our standard underlay hosts a wide range of advantages. Made of up to 90% natural raw materials, Xtrafloor™ Base is 100% recyclable. An **eco-friendly** solution that extends the life of your flooring. This elastic underlay **smooths out small subfloor irregularities**: 5mm in width, 2mm in height. Its lightly tackified surface prevents LVT movement, allowing for an **easier installation** of your vinyl floor. The **protective film** captures all dust particles, making it possible to install the underlay while carrying out other work in the room.

And there's more: Xtrafloor™ Base boasts **excellent thermal conductivity**, making it the perfect choice for rooms with underfloor heating or cooling. Want to use an **underlay for your conservatory floor**? This permanent resilient underlayment with mineral fillers and polyurethane binder, provides **excellent dimensional stability**: perfect for high-moisture rooms.

And last but certainly not least: in combination with 4.5mm Click, our standard underlay reduces impact sound with 13dB. **Improved acoustic insulation** for every space.



Lightly tackified surface for easy installation

Total solution for residential purposes

“How do I install Click LVT on top of an existing floor?”



Total solution for residential purposes



Smooths out subfloor irregularities 5mm in width, 2mm in height



Improved sound insulation $\Delta L_w=13\text{dB}$ with 4.5mm LVT design floors



Lightly tackified surface & dust-capturing protective foil for easy installation



Dimensions
 Thickness: 1.5mm
 Length & width: 10m x 1m (10m²/roll)
 Total weight: 15kg/roll

2 Xtrafloor™ Silent: certified sound insulation (certified $\Delta Lw=21dB$)

Is noise affecting your living comfort? Or are you trying to meet the current building regulations? Xtrafloor's acoustic underlay is just what you need. Perfect for upper floors or flats in multi-storey buildings, Xtrafloor™ Silent blocks different types of noise, from footfall to vibrations.

Extensively tested and officially certified, this sound-damping underlay shows **outstanding impact sound reduction** values of $\Delta Lw=21dB$ and $\Delta Llin=10dB$ (in combination with 4.5mm LVT). A remarkable performance backed by official certificates. Enjoy the peace and quiet with Xtrafloor™ Silent.

Suited for underfloor heating and cooling, the extruded closed-cell polyolefin foam material **increases your floor's thermal insulation**.

Thanks to its non-skid coating for floating installations, installing your underlay and floor has never been easier. Xtrafloor™ Silent, your **soundproofing solution for residential floors**.



Non-skid coating for quick & easy installation



"How do I reduce noise from my children playing upstairs?"

The best sound insulation



Xtrafloor™ Silent blocks different types of noise, from footfall to vibrations



Superior sound insulation
 $\Delta Lw=21dB$ and $\Delta Llin= 10dB$
with 4.5mm LVT design floors



Non-skid coating for quick & easy installation

Dimensions

Thickness: 1.1mm
Length & width: 12.5m x 1m (12.5m²/roll)
Total weight: 3.2kg/roll

3 Xtrafloor™ Flex Pro: total solution underlay with self-adhesive side

Specifically designed for the floating installation, Xtrafloor™ Flex Pro offers a **comprehensive solution** to install Dryback without the need of adhesives. Xtrafloor™ Flex Pro can also be used in combination with Click and loose-lay LVT. Its **self-adhesive** side guarantees a convenient installation: **quick, clean and simple**.

Flex Pro consists of a peelable, transparent PET-film with a high-tack self-adhesive layer, a heavy-duty polyurethane layer as well as a high-quality stabilising fleece.

Extensively tested for long-term adhesion and with high-compressive strength, this permanently elastic underlay made of mineral fibres and polyurethane binders, is **ideal for use in commercial environments**. Looking for a smart solution for your pop-up store or exhibition stand? Flex Pro guarantees **clean installation without damage to the subfloor**.

This self-adhesive underlay reduces sound impact to $\Delta Lw=13\text{dB}$ with Click & loose-lay and to $\Delta Lw=10\text{dB}$ with Dryback. And what's more: it's ready-to-use. Unlike standard adhesive installations, Flex Pro allows for the Dryback floor to be **walked on immediately** after installation. Saving you up to 40% of your time!



Time- & cost-saving: without adhesives and immediately walkable



Easy & clean (un)installation without damage to the subfloor



Suitable for castor chair use



Suitable for commercial environments, rolling loads up to 250kg



Smooths out subfloor irregularities 5mm in width, 2mm in height



Improved sound insulation $\Delta Lw=13\text{dB}$ with 4.5mm Click $\Delta Lw=10\text{dB}$ with 2.5mm Dryback



Suitable for conservatories

“How do I install a Dryback LVT floor that is immediately walkable, without adhesives?”

Flex Pro consists of a self-adhesive layer, a heavy-duty polyurethane layer as well as a high-quality stabilising fleece



Dimensions
 Thickness: 1.8mm
 Length & width: 6.5m x 1m (6.5m²/roll)
 Roll weight: 16.9kg (+/- 15%)

Xtrafloor™ Base

PRODUCT INFORMATION		
Composition	Permanent resilient underlay including mineral fillers and polyurethane binder	
Thickness	1.5mm	
SIZE & PACKING		
Roll format	Approx. 10m x 1m (10m ² per roll)	
Weight per sqm	1.5kg/m ²	
Weight per roll	15kg/roll	
TEST RESULTS		
Inflammability	EN 13501	Bfl-S1
Impact sound reduction in combination with 4.5mm Click LVT	EN ISO 10140-3	ΔLw= 13dB
Thermal resistance R	DIN 52616	0.01m ² K/W
Underfloor heating	EN 12524	Suitable, max. 27° C



Xtrafloor™ Silent

PRODUCT INFORMATION		
Composition	Extruded closed cell polyolefin foam	
Thickness	1.1mm	
SIZE & PACKING		
Roll format	Approx. 12.5m x 1m (12.5m ² per roll)	
Weight per sqm	0.26kg/m ²	
Weight per roll	3.25kg/roll	
TEST RESULTS		
Inflammability	EN 13501	Bfl-S1
Impact sound reduction in combination with 4.5mm Click LVT	EN ISO 10140-3	ΔLw= 21dB / ΔLlin = 10dB
Thermal resistance R	DIN 52616	0.027m ² K/W
Underfloor heating	EN 12524	Suitable, max. 27° C



Xtrafloor™ Flex Pro

PRODUCT INFORMATION		
Composition	Permanent resilient underlay including mineral fillers and polyurethane binder	
Thickness	1.8mm	
SIZE & PACKING		
Roll format	Approx. 6.5m x 1m (6.5m ² per roll)	
Weight per sqm	2.6kg/m ²	
Weight per roll	16.9kg/roll	
TEST RESULTS		
Inflammability	EN 13501	Bfl-S1
Impact sound reduction in combination with 4.5mm Click LVT	EN ISO 10140-3	ΔLw= 13dB
Impact sound reduction in combination with 2.5mm Dryback LVT	EN ISO 10140-3	ΔLw= 10dB
Thermal resistance R	DIN 52616	0.01m ² K/W
Underfloor heating	EN 12524	Suitable, max. 27° C



Tool up: Xtrafloor™ installation products

At Xtrafloor™, we pride ourselves in being synonymous with effortless installation. Our products guarantee a **quick and hassle-free placing**, both for the occasional and professional installer.



1 Stick with Xtrafloor™: adhesives

Pressure-sensitive adhesive

Securing your luxury vinyl floor coverings onto your subfloors? Xtrafloor's solvent-free adhesive will tackle the task. A qualitative adhesive for bonding LVT coverings onto sound and suitably dry subfloors.



5kg or 15kg

High temperature adhesive

Bonding luxury vinyl floors to a subfloor in a space subject to thermal fluctuation? Use Xtrafloor's high temperature adhesive. This solvent-free, low-emission fibre-filled adhesive guarantees perfect dimensional stability. Ideal for spaces with a lot of direct sunlight or places subject to excessive heat. Use on sound and dry subfloors.



5kg or 15kg

2 Link up: joint strips

Create a natural grouting or strong visual effect with Xtrafloor™ joint strips. Individually coloured to complement our range of flooring, the strips can be used to further personalise your LVT Dryback flooring.



3 Seal the deal: joint sealant

Fill small joints or create a natural grouting with our Xtrafloor™ joint sealant. Specifically developed for design floors, this joint sealing compound protects your LVT from dirt and moisture. Available in different colours, Xtrafloor™ joint sealant is sure to match your design floor.



"Ensure a perfect finish and protection? Fill small joints with Xtrafloor™ joint sealant."



4 Roll with it: roller

About to install your LVT flooring? We have the tools for the job. Use our Xtrafloor™ hand roller to ensure a smooth click. A handy tool that, unlike hammers, will not damage your LVT.



5 Adhesive tabs for LVT: Flexlok

Installing loose-lay LVT without adhesives? Flexlok will do the trick. These adhesive tabs can be installed on any sound substrate (access flooring, timber, existing, vinyl and ceramic).



Keeping floors at their finest: **Xtrafloor™ maintenance products**

Some design products come with a Superguard®-PU top layer, that protects them against soiling. And facilitates maintenance. With Xtrafloor, you don't need to spend hours cleaning to keep your flooring in perfect condition.

Using the right maintenance products will help preserve the appearance and **extend the life of your design floor.**

Products containing soap or unsuitable detergents such as washing-up liquid may leave a hard-to-remove film or residue on the surface. This can detract from the appearance of your luxury vinyl flooring and may cause a slip risk.

Love to maintain the just-like-new appearance of your LVT? **Choose Xtrafloor's recommended maintenance products.**



Our specialised cleaning products guarantee easy maintenance.

1 Maintenance Starter Kit

Starter Kit, designed to keep your luxury vinyl floor looking its best for years to come.

- > **Xtrafloor™ Daily cleaner** for daily use (750ml)
- > **Xtrafloor™ Intensive cleaner** for monthly more intensive cleaning (750ml)
- > **Xtrafloor™ Spot and stain remover** for stains (ink, rubber, etc.) (200ml)
- > **Xtrafloor™ Super stain remover** for serious stains (oil, chewing gum, soot, etc.) (200ml)
- > **Melamine sponge**
- > **Floor protectors**



Starter Kit, designed for your comfort & carefree enjoyment



Super stain remover for oil stains



Spot and stain remover for ink stains

2 Daily cleaner

Our concentrated cleaner has a fresh aroma for routine cleaning and contains a complex range of waxes to clean, protect and polish your floor, all in one. Suitable for use with all cleaning methods including manual cleaning, spray buffing and scrubber drying.



Daily cleaner, 750ml

3 Intensive cleaner

Mild cleaning agent for cleaning and stripping newly installed or heavily soiled LVT floors. Removes the remains of old care products, stubborn stains and adhesive residue.



Intensive cleaner, 750ml

4 Scratchfix, floor repair set

The solution for the partial renovation of scratches and stress whitening on PVC design floors and other resilient floor coverings. Includes the PU Repair Spray for restoring the surface after fine scratches, the PU Repair Pen for mending deep scratches, as well as a complete package of accessories with instructions for use. Optimal matching of the gloss grade on modern design floors.



Scratchfix, floor repair set







Belgium

Nijverheidslaan 29
B-8580 Avelgem
T +32 56 65 32 11
F +32 56 65 32 29

www.xtrafloor.com