



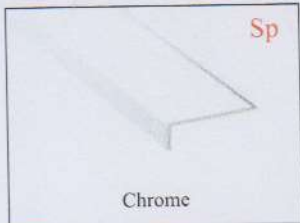



Premier Trim Wide Lip



- The Premier Wide Lip is a versatile section with many uses.
- Use it as a tile edge or to create a mat well. It will form a tidy edge against your french window or use it as a Scotia where the flooring is 10mm deep or over.



Carriage paid on 5 and over. Less than 5 £7.50 carriage charge unless ordered with other stuff.



Technical

78

Post fit cleaning tips: See page 92



Product

- The Premier Wide Lip range of edges are a stick down product manufactured using a base material of solid brass for a high quality installation.
- The Premier Wide Lip range are available in ten colours and three lengths: 90cm, 180cm and 270cm. See facing page for details.
- The Premier Wide Lip range can be used for a 'Non Porous' ceramic edge, wood edge, french window edge, mat well.
- The lips will come fitted with Tape Option 1 unless otherwise stated. Other tape options are 2 and 3, see below for description and situation suitability.

ANY QUESTIONS
Please call 01207 591176 For friendly expert advice.


Fitting Tape Option 1

- This fitting option is for where the front face of the edge is rough or uneven but the top face is smooth and able to provide a good surface for the tape to stick.



Fitting Tape Option 2

- This fitting option is for where the top face of the edge is rough or uneven but the front face is smooth and able to provide a good surface for the tape to stick.



Fitting Tape Option 3

- This fitting option is for a room edge where the Lip would be attached to the skirting and protrude into the room to cover the expansion joint of laminate or engineered flooring deeper than 10mm. It can also be used to cover an untidy tile edge, for example around a kitchen floor.



Care and Maintenance

- Satin Brass and Polished Brass Trims Lemon wipes will remove light tarnishing. However to keep the brass like new these two finishes will need to be polished from time to time with a propriety brass polish. Ensure that you follow the instructions on the tin and protect your flooring during polishing.
- Satin Nickel, Chrome, and Brushed Chrome Lemon wipes will remove light tarnishing. These finishes will need to be polished from time to time with a propriety metal polish. Ensure that you follow the instructions on the tin and protect your flooring during polishing.
- Pewter, Antique Bronze and Antique Brass Lemon wipes will remove light tarnishing. If these finishes become contaminated the only option is to polish them with a propriety metal polish and allow them to age again naturally. Ensure that you follow the instructions on the tin and protect your flooring during polishing.