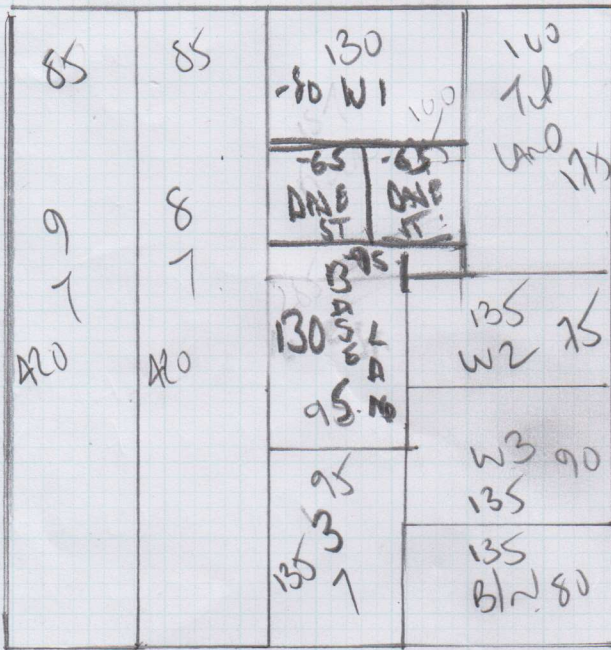
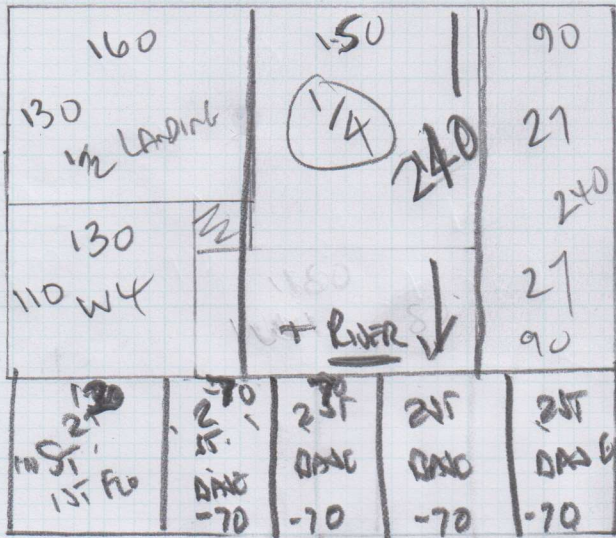


Job No: F25023
 Name: DONALD
 Address: ST MALCANNIE ROAD
 W4 8LL
 Tel:
 Sheet: 1 of 2



420

STAIRS + LANDINGS
 ZONE
 Colored to Confirm



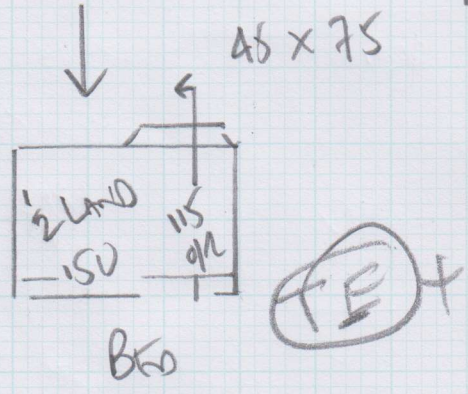
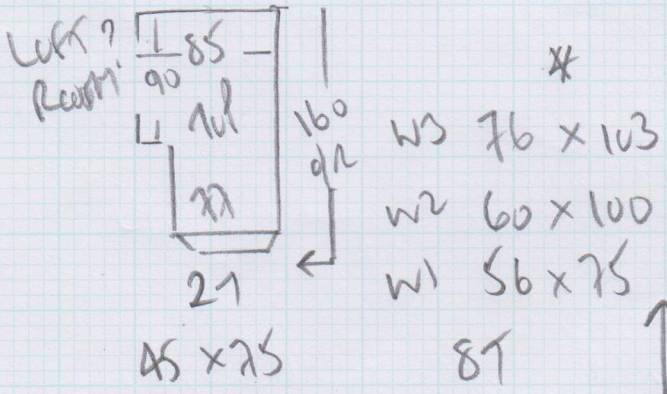
240
 340

PLAN 1 420 x 400
 PLAN 2 340 x 400
760 x 400

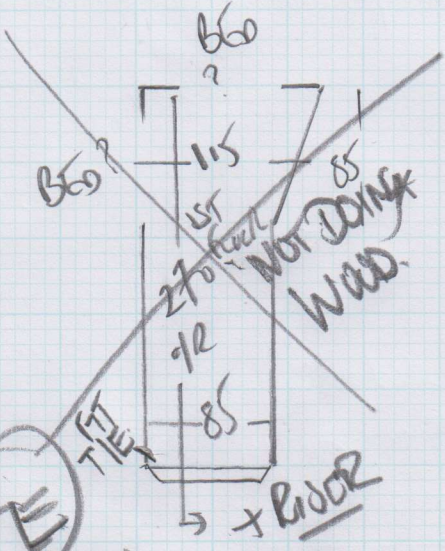
30.40m²

TE

Job No: F25023
Name: DONALD
Address: SIMALGANIE ROAD
W6 8LL
Tel:
Sheet: 2 of 2



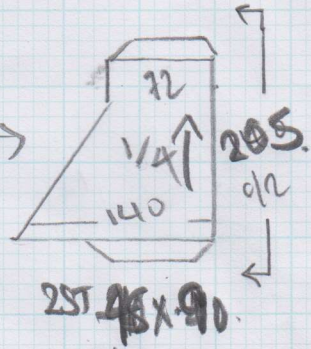
Basement
LAND: 1-20 X-70
TTIE
1 SHM
9 ST
-45X-60



To Have
to be Tied by Builders
BLUOSE
45 x 90
91
45 x 72

TE
FRSD
3000
21
45 x 72

WA 100 x 120



↑
205
↓
2 STA" 45 x 90

~~CHANGING~~
~~NOT SURE YES!!~~ WY 1/4 LAND MACHANE SURE STAKE