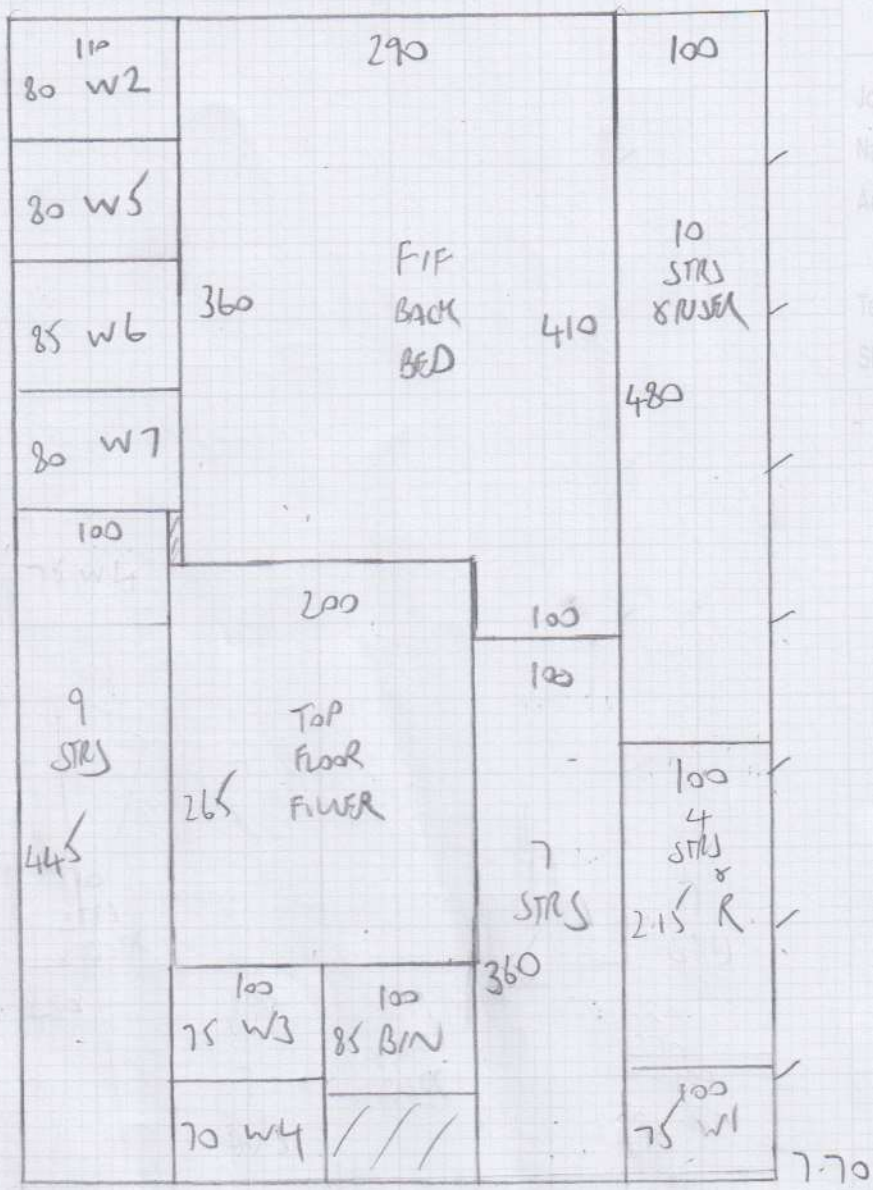


Job No: F26147  
 Name: MAGOR  
 Address: 26 FAROE ROAD  
 WILY OEP  
 Tel:  
 Sheet: 1 of 2

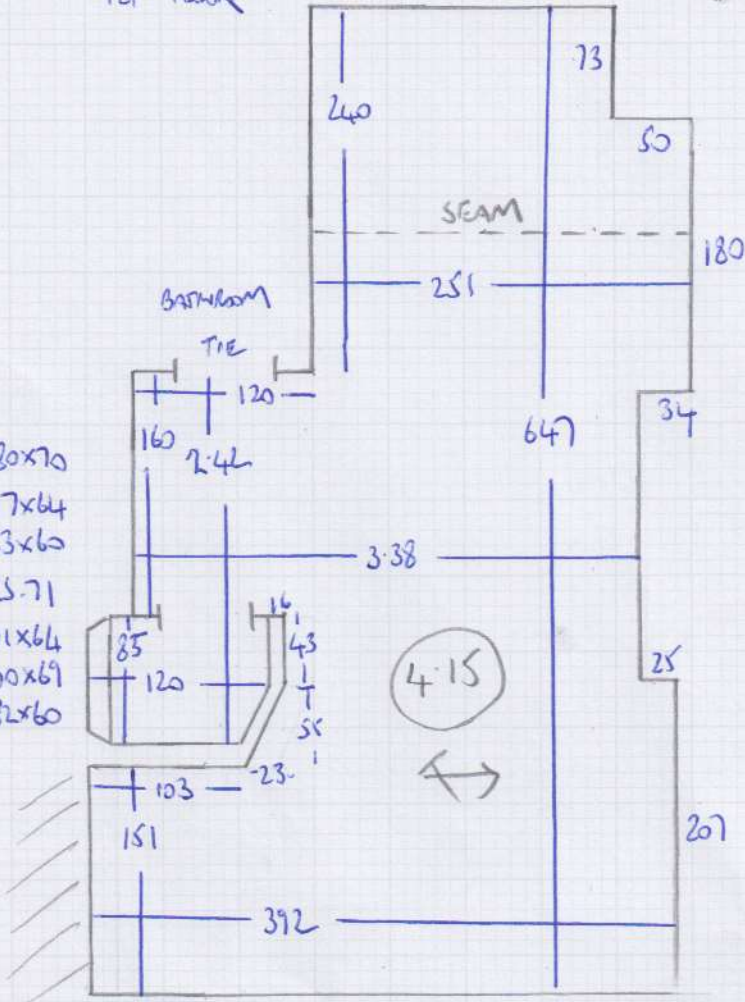


Cotswold Rib - Northleach Rib

7.70  
 4.15  
 3.85

$$15.70m \times 5.00m = 78.5m^2$$

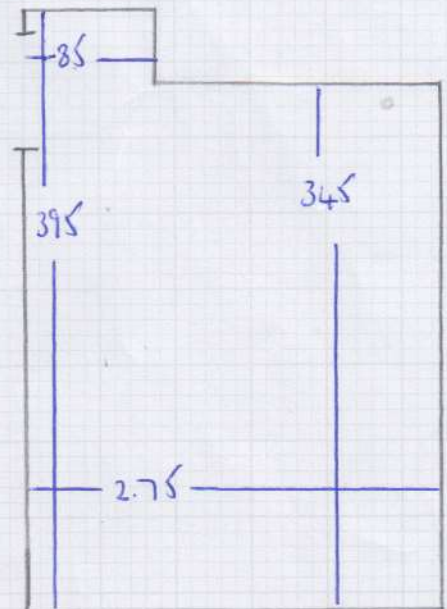
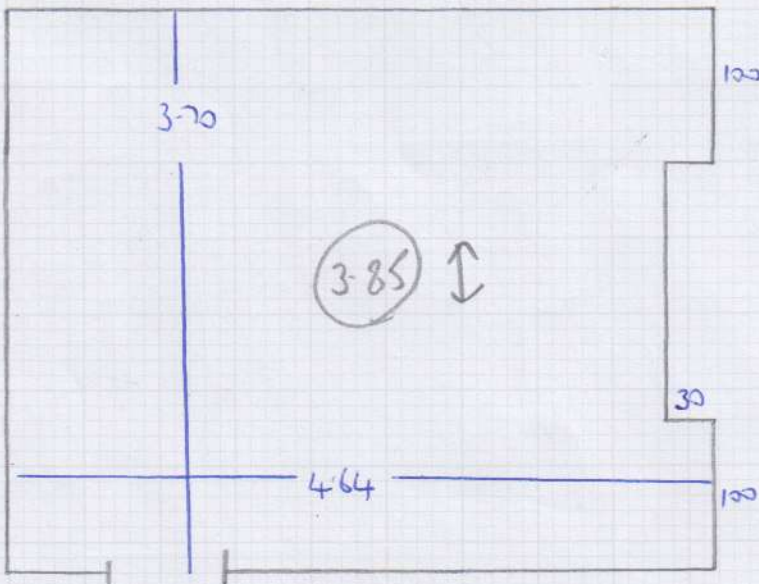
Top Floor



- 3N 80x70
- 5 W 97x64
- 4 W 83x60
- 7 STRS - 71
- 3 W 71x64
- 2 W 100x69
- 1 W 82x60

Job No: F26147  
 Name: MAGOR  
 Address: 26 FAROE ROAD  
 W14 0EP  
 Tel:  
 Sheet: 2 of 2

FIRST Floor



R/SR 73x16  
 4 STRS - 75  
 1/2 LIVING

R/SR 73x16  
 10 STRS - 75  
 G/F

BASEMENT FLIGHT  
 - 6 W 96x72  
 - 7 W 88x68  
 9 STRS - 69