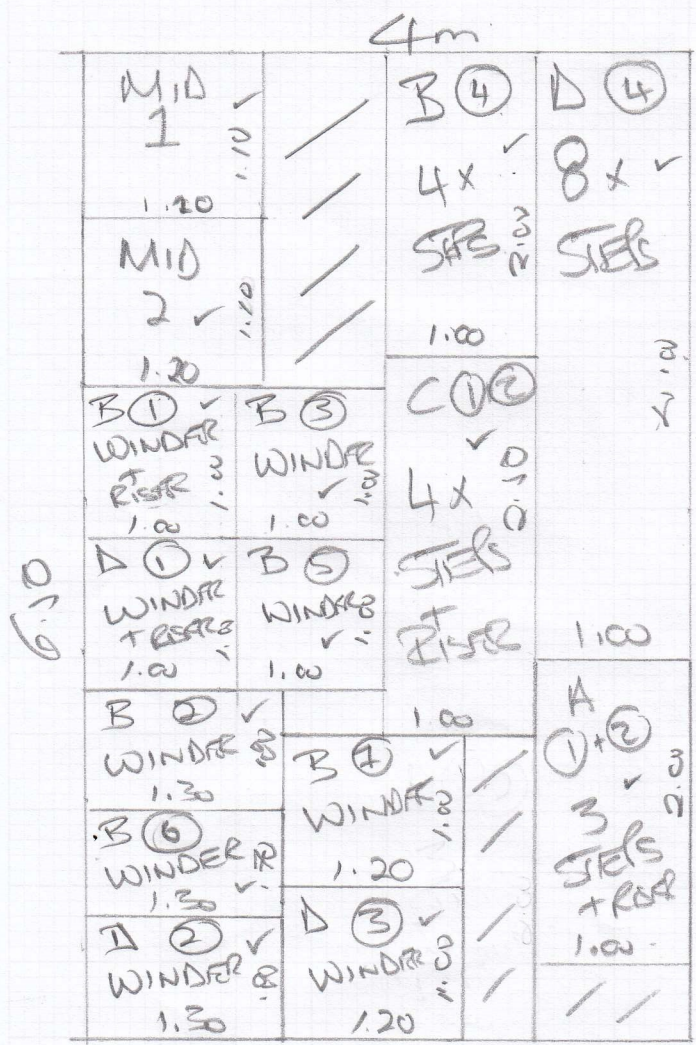


Cutting Plans

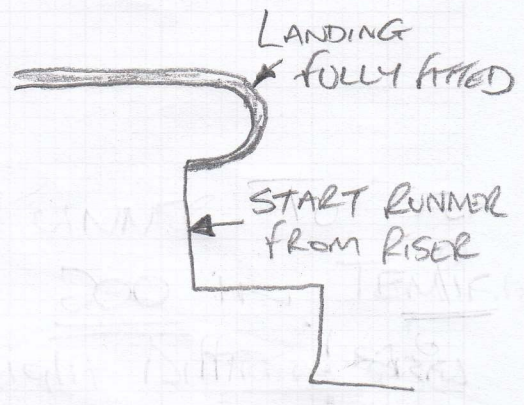
mrcarpet
DESIGN FOR CLIFE

T30022
LIFEHOUSE
LONDON LTD
50 WEST BRIDGE
SW11 3PW

Sheet 1 of 2
ALPINE NORDIC TIME



$$6.30 \times 4 = 26m$$



LANDINGS FULLY FIT / RUNNER TO STAIRS/WINDERS

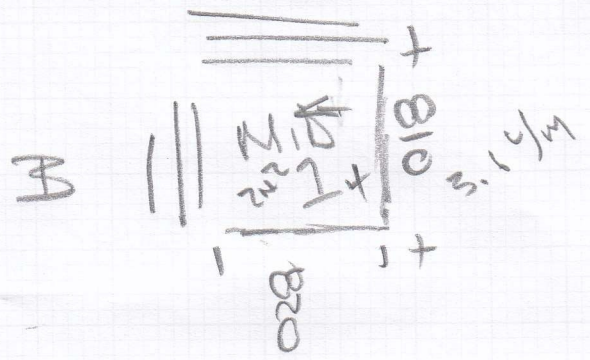
10cm GAP EITHER SIDE

FIXED PERIMETER

1st Floor

- A ① 760 x 430 x 2 x 4.564m
 ② 760 570 x 1 to RISER 1.72m²

F300 22
 LIFE HOUSE
 London
 ALEX
 50 WESTBRIDGE
 RD
 SW11 3PW
 2 of 2

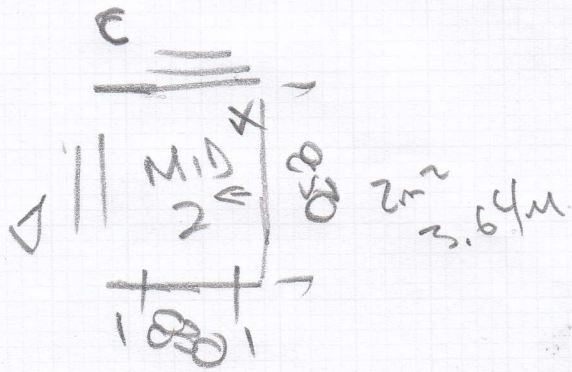


- B ① 800 x 870 WINDER to RISER x 1.84m 1.696m²
 ② 1050 x 630 WINDER x .693 1.264m²
 ③ 820 x 650 WINDER x .700 1.84m²
 ④ 730 x 430 x 4 ST x WIND 3.444m 1.25m²
 ⑤ 700 x 640 WINDER x STAIRING .448m² 1.284m²
 ⑥ 1060 x 470 WINDER x .517
 ⑦ 940 x 720 WINDER x 1.4m

LAMINATE

- C ① 770 x 580 to RISER x 1.406m² 200 IN OR LAMINATE
 ② 770 x 430 x 3 x 1.933 2.584m² Tiles
 ③ 770 x 430 x 3 x 1.933 2.584m² Wallpaper

Stone Colours
 mentioned (Black
 Smith)



- D ① 850 x 820 WINDER to RISER x 1.84m 1.700m²
 ② 1150 x 560 WINDER x 1.720m² 1.124m²
 ③ 940 x 660 WINDER x 1m² 1.324m²
 ④ 770 x 420 x 8 ST x 2.65m² 6.72

17 STRAIGHT
 28 STAIRS