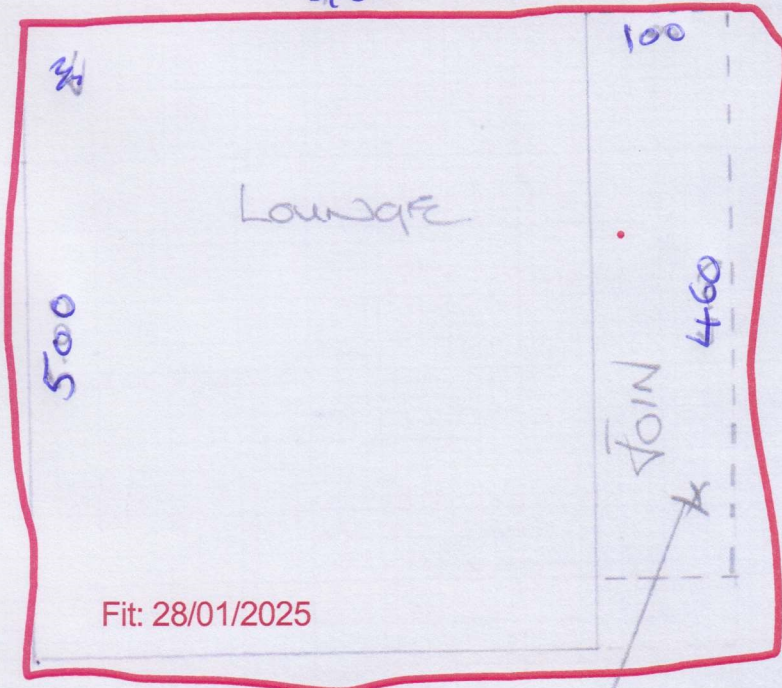


Cutting Plan

UNNATURAL Flooring

400



Fit: 28/01/2025

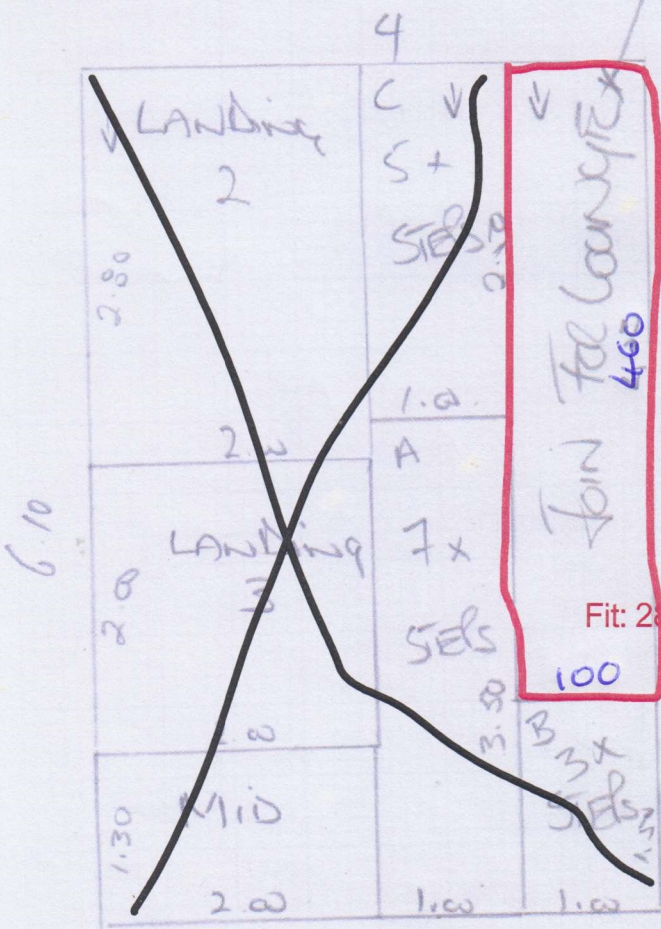
F30239
 Mrs SARAH
 THOMPSON
 FLAT 14
 HEATHFIELD
 W44 5Y
 1 of 5

NEW ENGLAND
 BAR HARBOUR

5.00 x 4Mtr

19m2 Durafit required for Lounge

1 x 15 Ltr Tub of F3 to cover the
 Lounge
 (return spare to warehouse for Part 2)

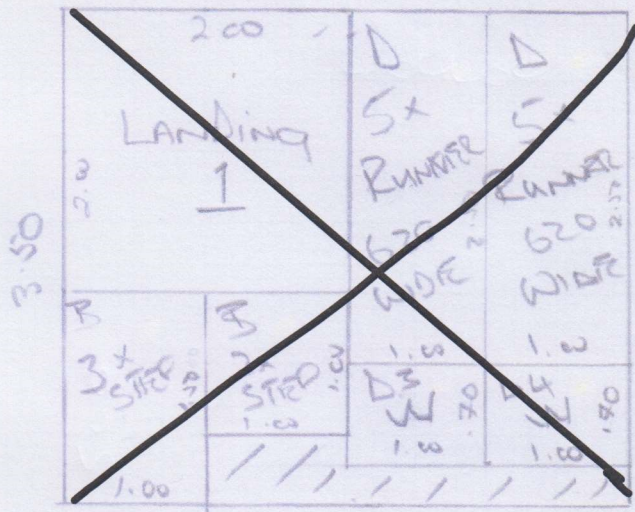


Fit: 28/01/2025

6.1φ
 3.5φ (SEE PAGE 2)




 9.6φ

Cutting Plan
 UNNATURAL Tearing
 4



F30239
 Mrs SARAH
 THOMPSON
 TRAF 14
 HEATHFIELD
 W 44 FY
 2 OF 5
 NEW ENGLAND
 BAR HARBOUR

Cutting Plan



F30239
MRS SABAH
THOMSON
TIA 14
HEATHFIELD
W44 4Y
3 OF 5

NAPLES
STRATA PEARL

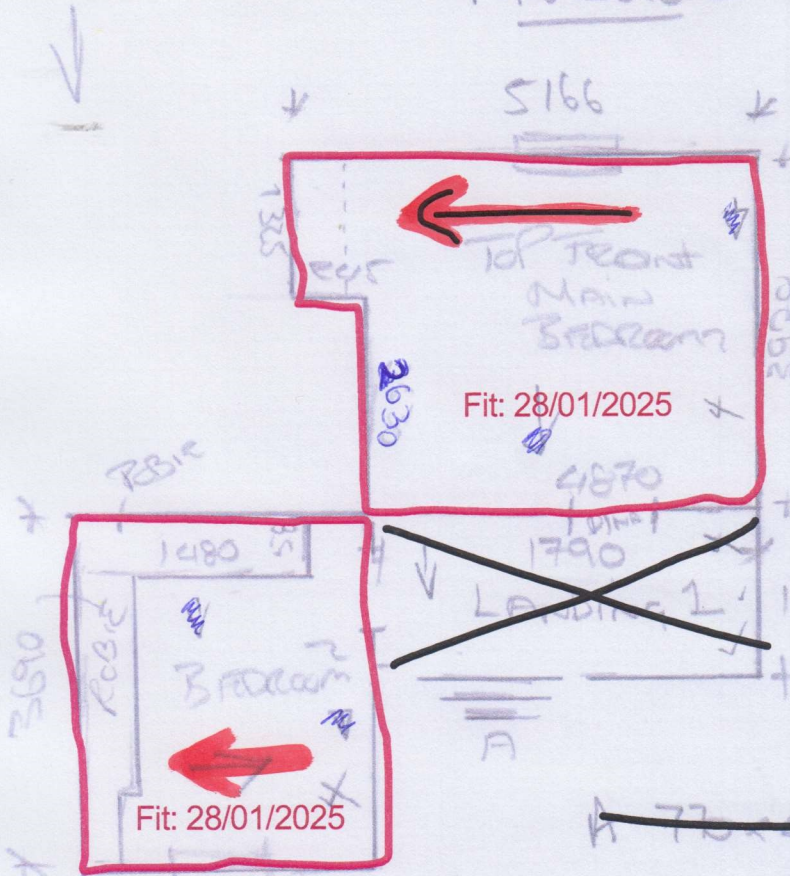
MEASURE

F30239
Mrs Sarah
Hobson
11A 14 Heathfield
W4 4 74

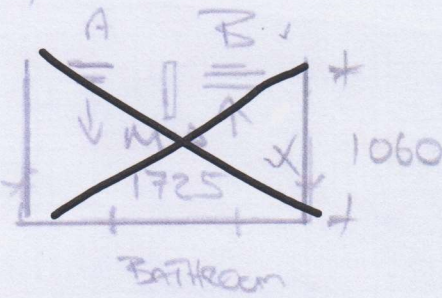
4 of 5

minimum

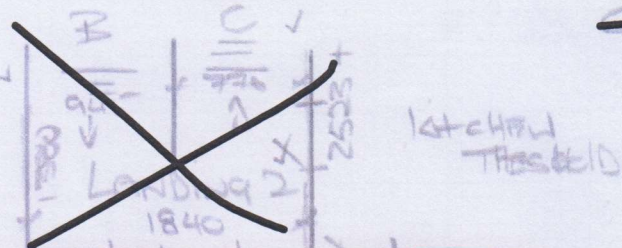
(530 x 4 MTR
IN ONE PIECE)



(280 x 4 MTR)



~~B 810 x 430 x 8 X~~



~~C 775 x 410 x 5 X~~



500 x 4 MTR
+ FILLER
TO SIDE

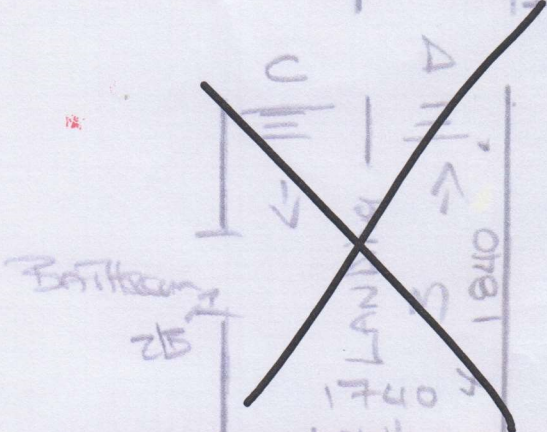
(SEAM HERE)

CIRCUIT MEASURE

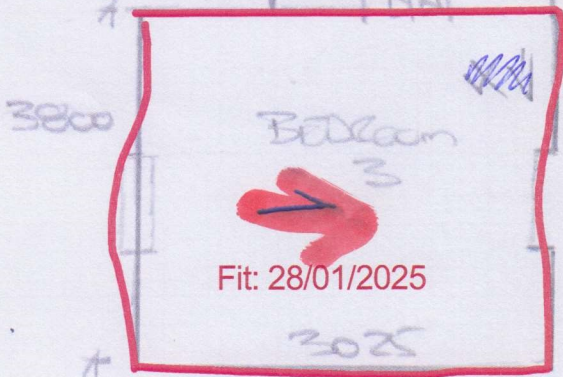
Grey

+ 930 +
ENTER ANGLE 1250

F30239
MRS SARAH
Thompson
Flat 14
HEATHFIELD
W44 8Y
5 of 5



- ~~4 RUNNER~~
- ① 620 x 130 Riser x
 - ② 620 x 450 x 9 x
 - ③ 620 x 470 x WINDER x
 - ④ 730 x 500 x 1 WINDER x



(3-20
x
4 MTR)

USING Existing RUNNER
SIZE 620 WIDE

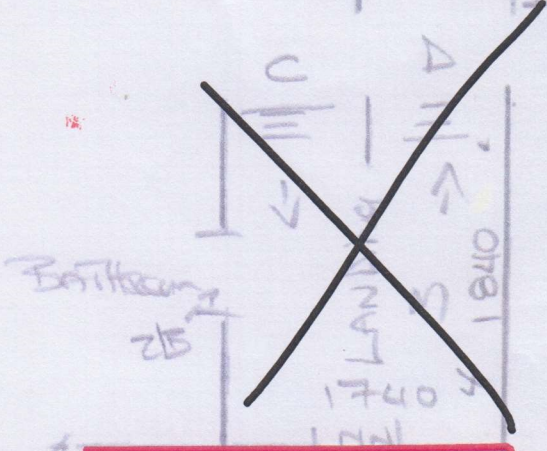
TAKE
HB 3235

CIRCUIT MEASURE

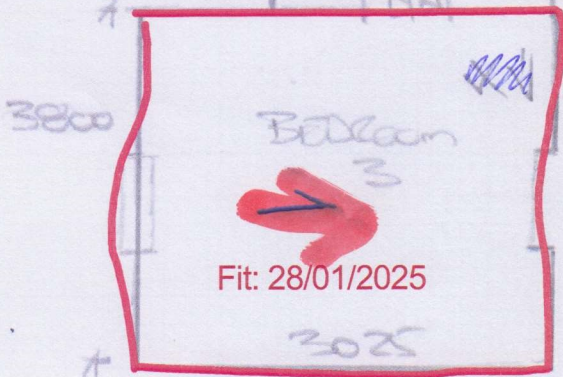
Grey

+ 930 +
ENTER ANCHOR 1250

F30239
MRS SARAH
Thompson
Flat 14
HEATHFIELD
W44 8Y
5 of 5



- ~~4 RUNNER~~
- ① 620 x 130 Riser x
 - ② 620 x 450 x 9 x
 - ③ 620 x 470 x WINDER x
 - ④ 730 x 500 x 1 WINDER x



Fit: 28/01/2025

(3-20
x
4 MTR)

USING Existing RUNNER
SIZE 620 WIDE

TAKE
HB 3235