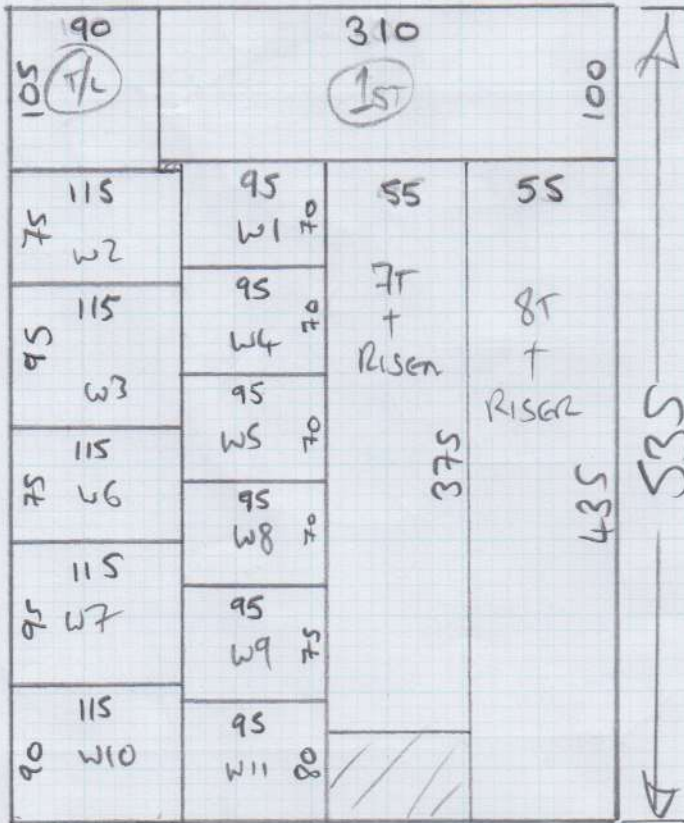


400



Job No: P27269
 Name: BEER
 Address:

Tel:
 Sheet: 1 of 2


Roskeen Rib

RR-616.

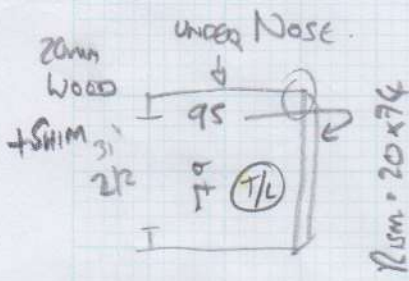
535 x 400

= 21.4m²

* All STAIRS AS RUNNERS *
 SHAPE WINDERS ON SITE
 GAP @ SIDES TO REMAIN SAME


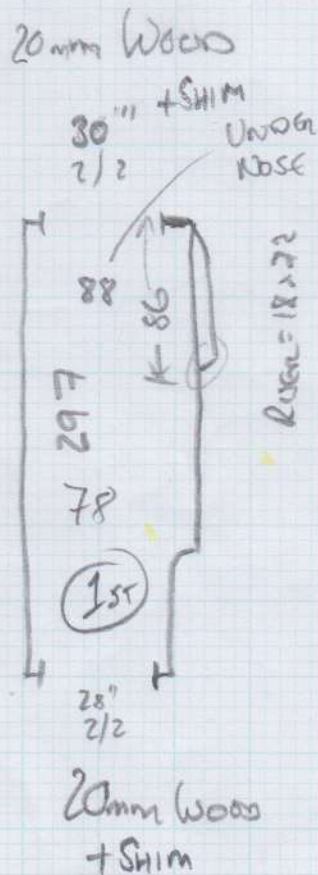


Job No: P27249
 Name: BEER
 Address:
 Tel:
 Sheet: 2 of 2



- W1 = 60x82
- W2 = 63x104
- W3 = 85x104
- W4 = 60x75
- W5 = 60x82
- W6 = 63x104
- W7 = 86x104
- W8 = 60x80 (curve @ 67)

*** FIT SHIMS AT DOORS & UP TO NOSING AT TOP OF 1ST FLIGHT**



- W9 = 63x84
- W10 = 73x103
- W11 = 68x72

B/N — 43x93 (curve @ 67)

- 10cm GAP EACH SIDE — 55mm RUNNER
- KEEP GAP SAME AROUND WINDERS

- NOSE OF T/L IS SMALL — TIGHT TO FINISH UNDER + TOP OF IT IS UNEVEN ON ONE SIDE.
- 1st NOSE SMALL TOO + ONE SIDE 15mm HIGH

E-MAILED 23 SEP 2016