


Job No: P28025

Name: KELLY

Address: 10F2

Tel:

Sheet: of:



MISSISSIPPI PREMIUM
- MP113 PASTELS
850x100

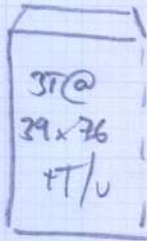
$= 8.5m^2$

* CUT DOWN TO
58cm WIDE RUNNER.
EDGES TO WHIPPED IN
YARN TO MATCH MID-LIGHT
BEIGE STRIPE (AS PER PHOTO).

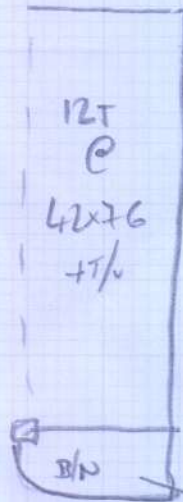
* All As 58cm Wide Runners *
 (9cm GAP EACH SIDE) TO HAVE
 EDGES WHIPPED IN MID-LIGHT BEIGE
 STRIPE (AS PER PHOTO).

mrcarpets
 Job No: P28025
 Name: KELLY
 Address:
 Tel: 20F2
 Sheet: of

RISER = 16x73



RISER = 13x74



42x94

Curve 67

BENDING UNDER LANDING NOSES
 NEEDS TO BE REMOVED

* PLEASE

Missing Section
 - MPURCHASES
 850 x 100
 8.5m²

P28025
KELLY

WHIP RUNNER WITH YARN
TO MATCH THIS COLOUR STRIPE

