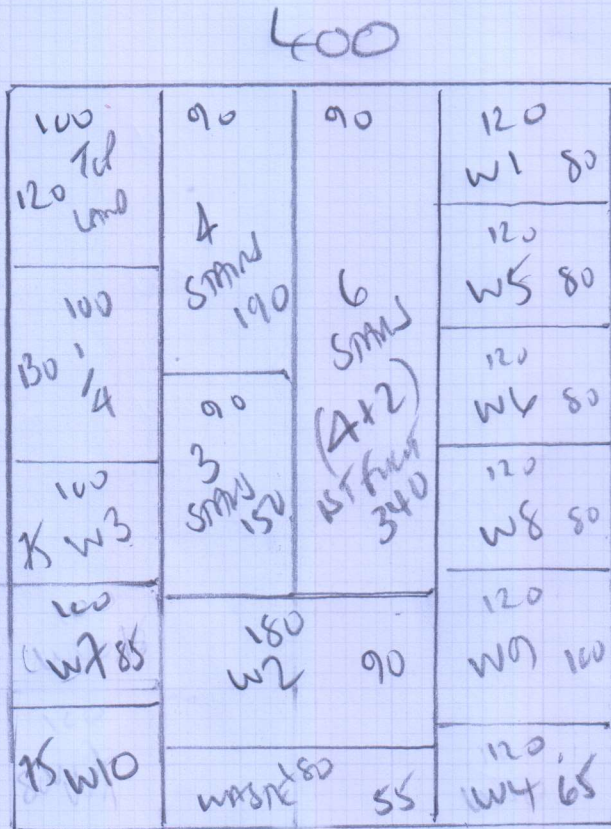


* Access Via OLIVIA FAIRBANK
IN ONE OF THE FLATS!

mrcarpets
Job No: P2858
Name: Clover
Address: 71 CUEVILL LANE
Tel: SW65EF
Sheet: 1 of 2




485

Ecoicare Heartland 50
Col. Stouffort

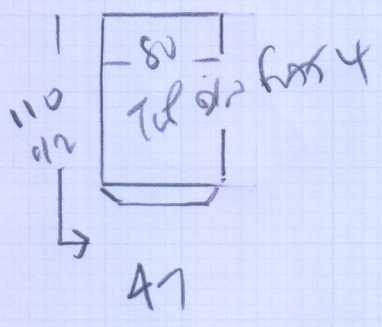
Cut Plan 485 x 400

19.40m²

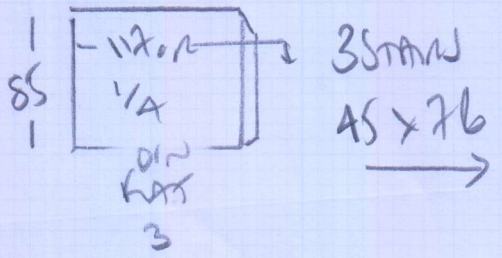


Coir MAT - Natural
 $= 340 \times 200 = 6.80m^2$
For Common Hallway

Drop to Putney
Shed if customer
doesn't want it?



- w1 45 x 78
- w2 70 x 106
- w3 80 x 130
- w3 65 x 95

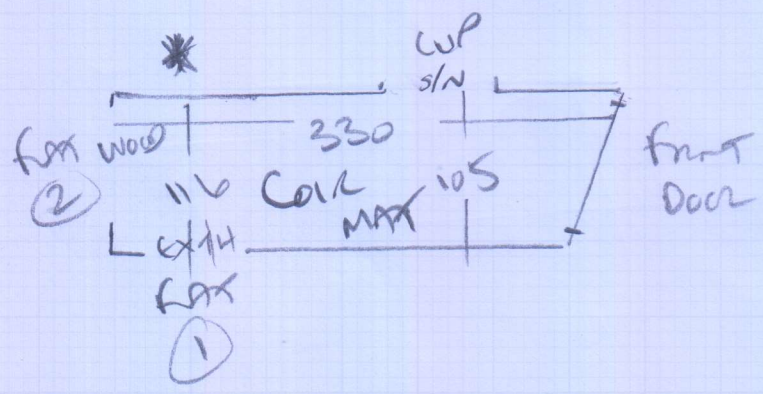


*
To have
27
45 x 82
47

Job No: P28518
Name: CLOVER
Address: 71 COVENTRY LANE
SW16 5EF

20F2

- 45 x 75
- w10 60 x 75
- w9 83 x 112
- w8 70 x 100
- w7 75 x 85
- w6 70 x 118
- w5 65 x 97
- w4 45 x 76



- Fit Doorbans At Doorways To Feat 3 & 4 + Ground Floor Cupboard.
- Existing Wooden Thresholds To Remain At Other Doorways