

100	300
Left Cup'd for P28987 Bradley *	1ST floor land (replacement) $\frac{1}{4}$ 28

Phase 3-316

P28968
Langstone-Bolt

(1 of 4)

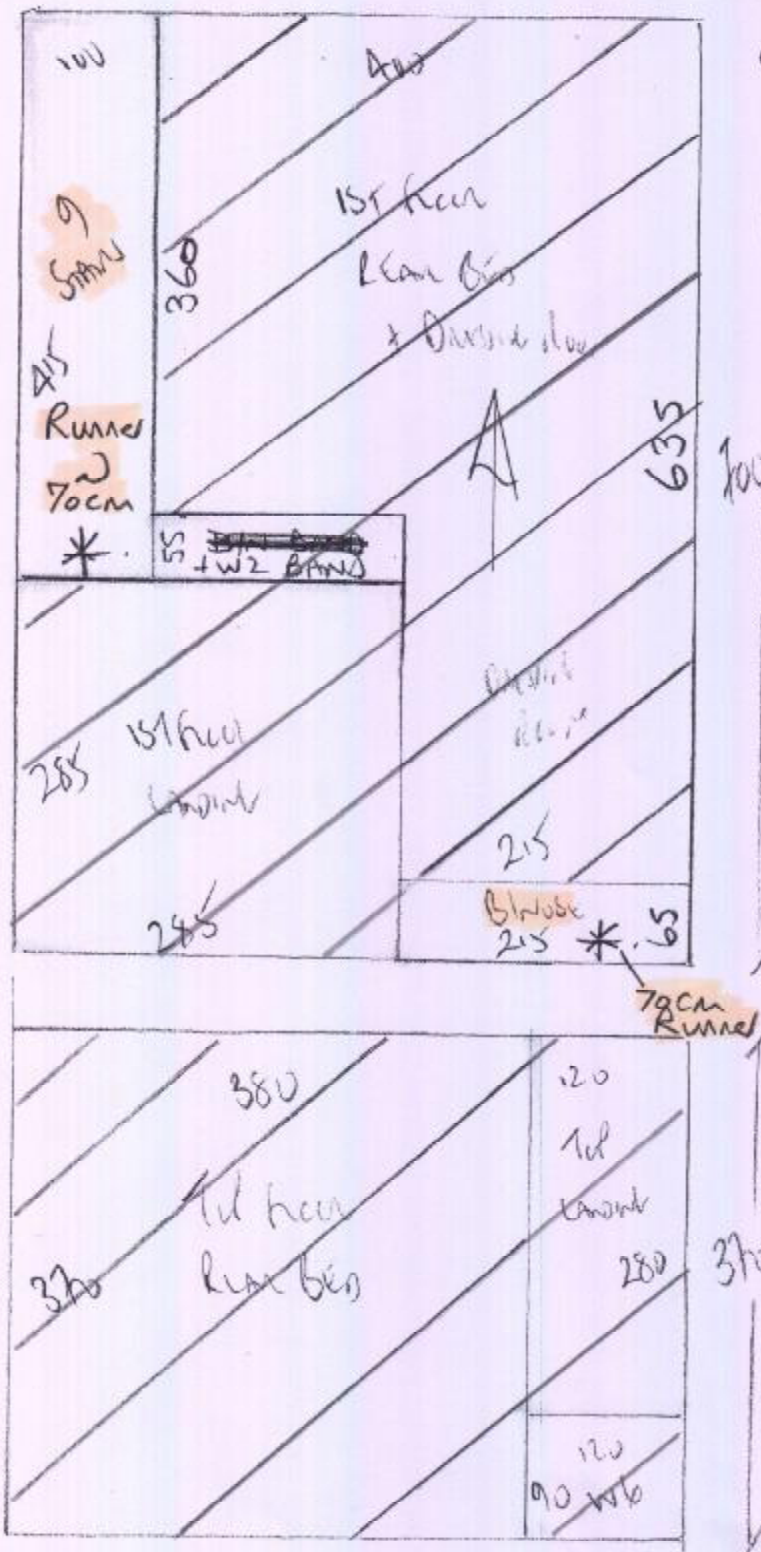
Cotswold Rib
Col. Bourton Rib

Cut Plan 285×400
 $\approx \underline{\underline{1140m^2}}$

* MARK up stone with
until this job is fitted
on Mar 10/6

* Also take Bond runners for stairs
& $\frac{1}{4}$ land between Ground - 1ST floor.

Phase 3 - 3/6



~~P28968~~ P28968
 Lansdowne Court
 24 GERRARD ROAD
 SW13 9KE

~~2014~~ 2014

Cotswold Rib
Col. Bunter Rib

	From Roll
Panel 1 700 x 500	(A)
Panel 2 370 x 500	(A)
Panel 3 680 x 500	(A)
Panel 4 280 x 500	(B)
Panel 5 420 x 500	(A)
Tel Panel 310 x 500	(A)
<u>2740 x 500</u>	

131 m²

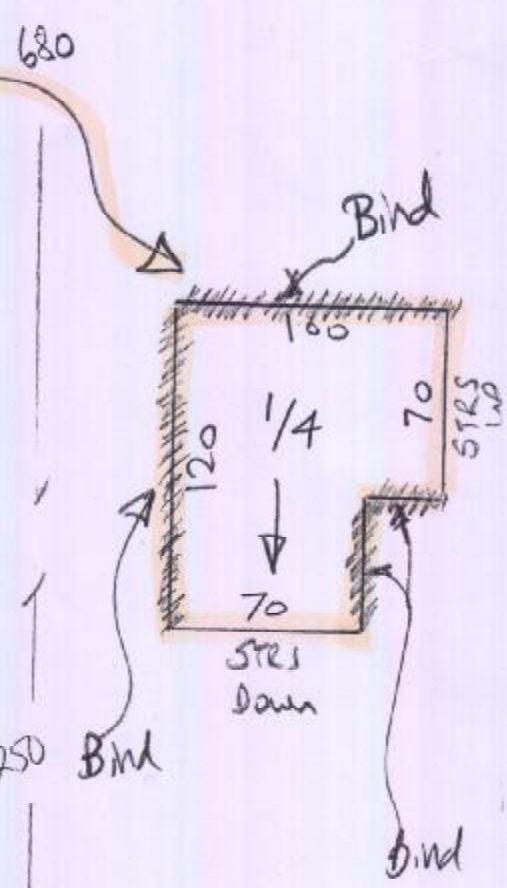

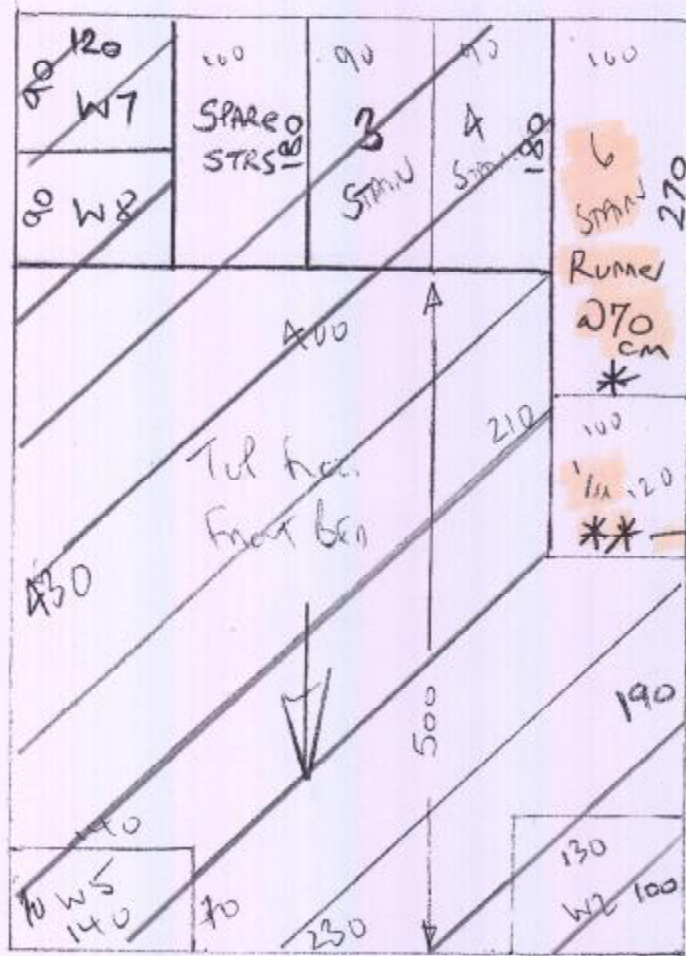
* = Cut these pieces down to 70cm wide & send for taping (STAIRS to have 7.50cm gap on either side)

** = Cut this 1/4 landing to shape & mark

Phase 3-3/6

~~P28966~~ P28968
 LAWSON, Bldg 1
 24 GRAND ROAD
 SW 13 9RG

~~2/4~~ 3 of 4



*1st floor landing rise to be close covered

