

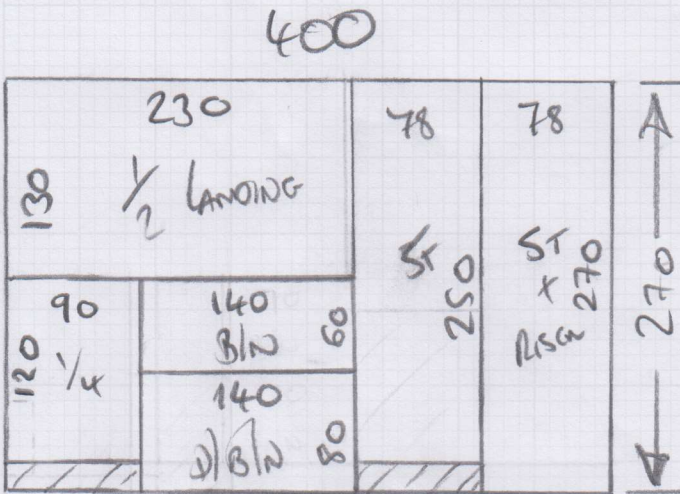
Job No: P29300  
Name: STANLEY  
Address: (LOF3)

Tel: \_\_\_\_\_  
Sheet: \_\_\_\_\_ of: \_\_\_\_\_

ALBORAN  
- ALB-034

Cut Plan = 270 x 400

= 10.8m<sup>2</sup>



\* SHAPE 1/4, B/N + D/B/N ON SITE

Phase 1 - fit B&O & S

DVET

- DVE-21

SON'S BEDROOM = 390 x 400

PHASE 1 = FIT B&O + CUT/SWAP  
RUNNER

= 15.6m<sup>2</sup>

PHASE 2 = FIT S&L

Job No: P29300  
 Name: STANLEY  
 Address: LITTLE COMBE  
 2 BLAUNT ROAD  
 SWIGBY  
 Sheet: 2 of 3

STAIR & LANDING

1st floor LANDING WOOD.

Riser - Riser AS TAKED RUNNER

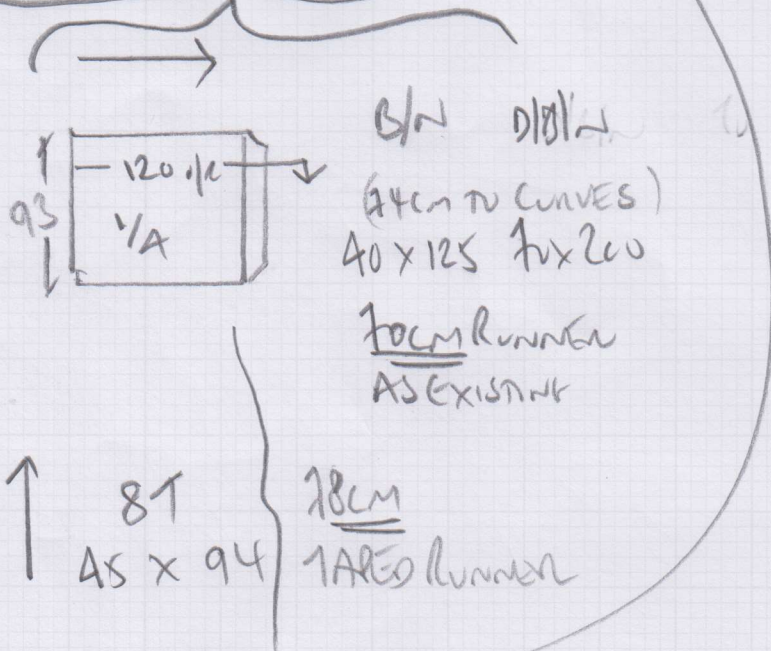
17 x 86

21

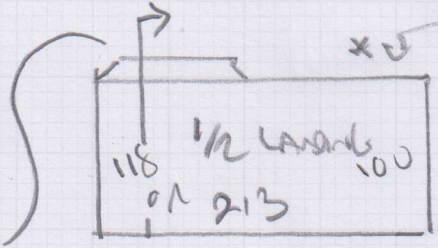
45 x 94

↓ } 18cm TAKED RUNNER

SHAPE OUT THIS SECTION ON PHASE 1



↑ 8T } 18cm  
 45 x 94 } TAKED RUNNER

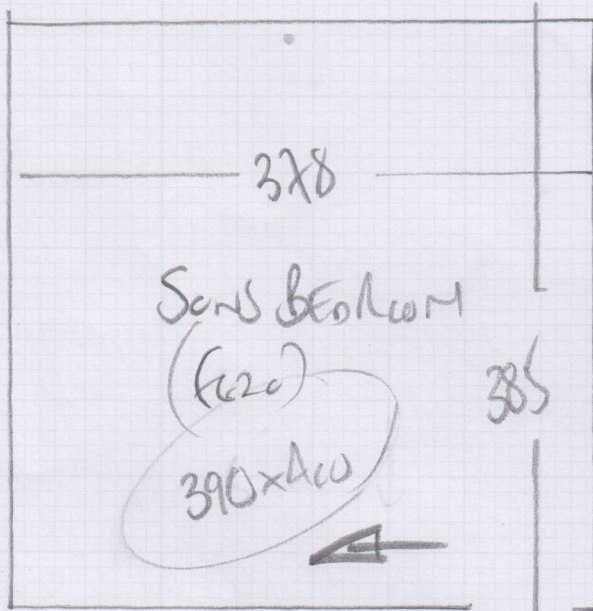


RUBBER UNDERWAY  
 TO STAIRS &  
 LANDINGS

Full width over Riser

RUNNER TO START ON 1st TREAD (WIPES) ON RISER

Job No: P29300  
 Name: STANLEY  
 Address: LITTLE COMBE  
 2 BEAUMONT ROAD  
 Tel: SWINDON  
 Sheet: 3 of 3

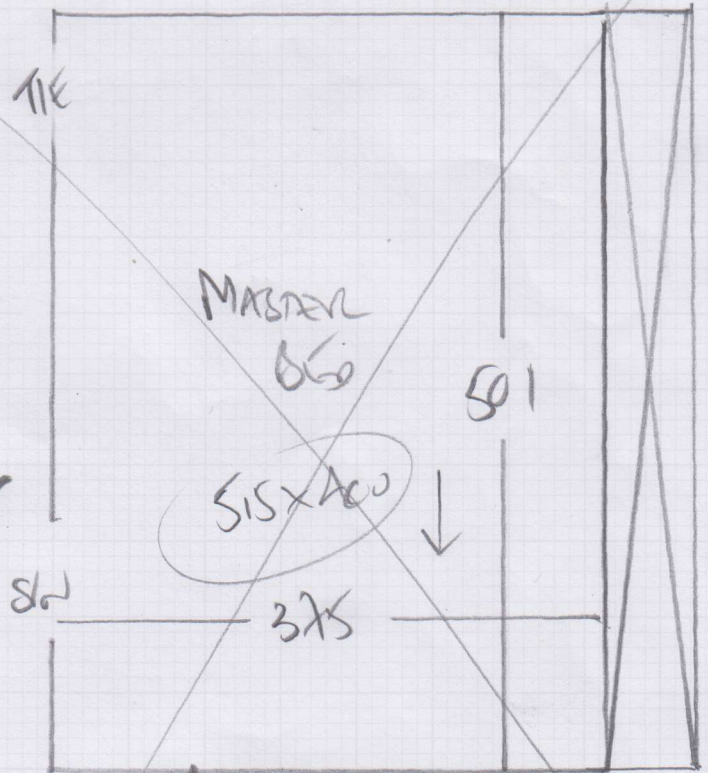


← Duet - DUE-21

SLW  
WOOD LAMINATE

Luxury PV  
Foam Underlay  
To Bedroom

No



↑  
SILKEN VELVET SECONDS  
- CHIL CULLITE