

Job No: f30062

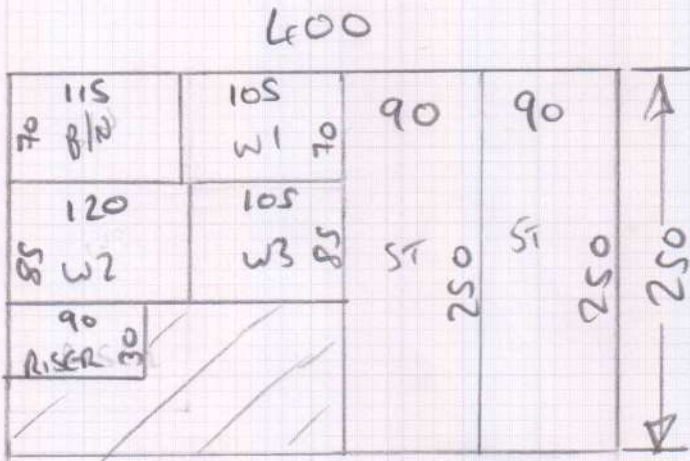
Name: STAVCH

Address:

Tel:

Sheet: 1 OF 2

FERRARA 199



250×400

$\approx 10m^2$

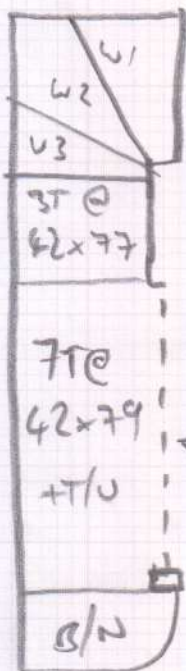
Job No: P30062

Name: STAVCH


Address:

Tel: 20F2

Sheet:

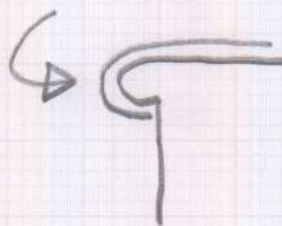


Riser = 16x73



EX. TO REMAIN ON LANDING.

PLEASE REFINISH UNDER NOSE



GLASS BANISTER
Be V. CAREFUL
TURN UNDER @ SIDE

W1

$$W1 = 59 \times 93$$

$$W2 = 72 \times 109$$

$$W3 = 63 \times 73$$

$$B/N = 46 \times 102$$

CAP = 32 x 87

BAND = 18 x 96