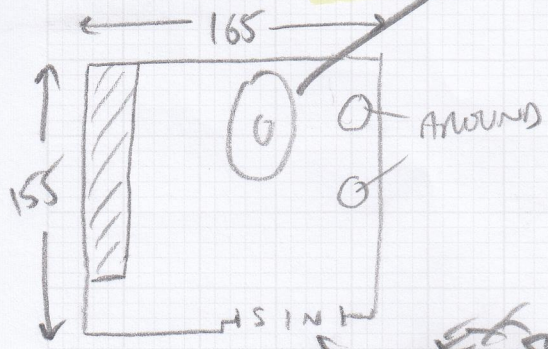


1.70
x 2
ISSUES

TOP UP
ROOMS
ONLY

PN 30157
READ



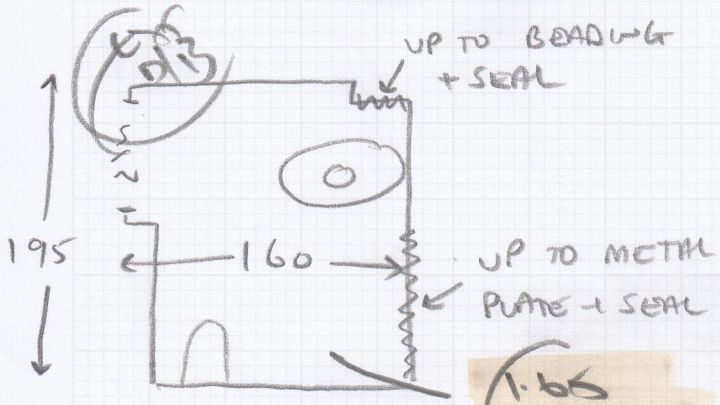
TOP SHOWER ROOM

VINYL TO UPPLT
CHIPBOARD DOWN
AROUND TOWER RAIL BASES

C of C

Sheet: of:
LAYOUT
ONLY

ET
DIB

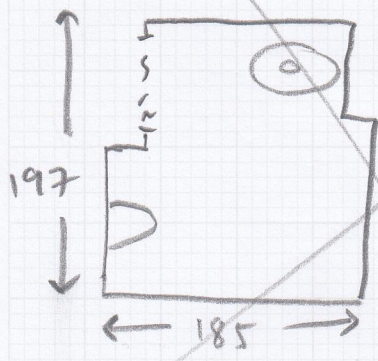


TOP BATHROOM

S18
FIRST
CALL

VINYL TO UPPLT
EXISTING SUBFLOOR?
FOLDING SO TRIMMING IS UNLIKELY
- CURRENTLY SCRAPES SIN

1.65
x 2
ISSUES



MAIN BATHROOM

UPPER CORNER TO SEE
CHIPBOARD DOWN, BUT FLOOR IS
VERY UN-EVEN
VINYL TO UPPLT.

WHITE SEALANT TO ALL
AREAS.