

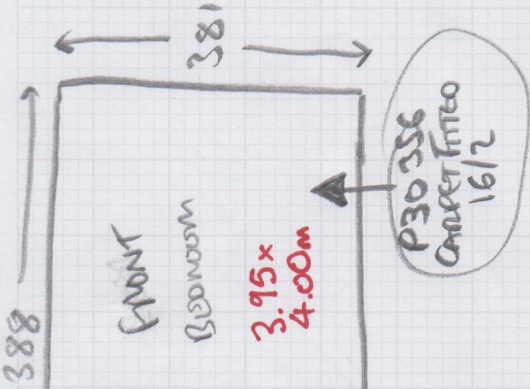
LVT NETT SIZES =

2.30  
1.09  
10.75  
0.55  
3.71  
42.15  
60.55  
+ 10%

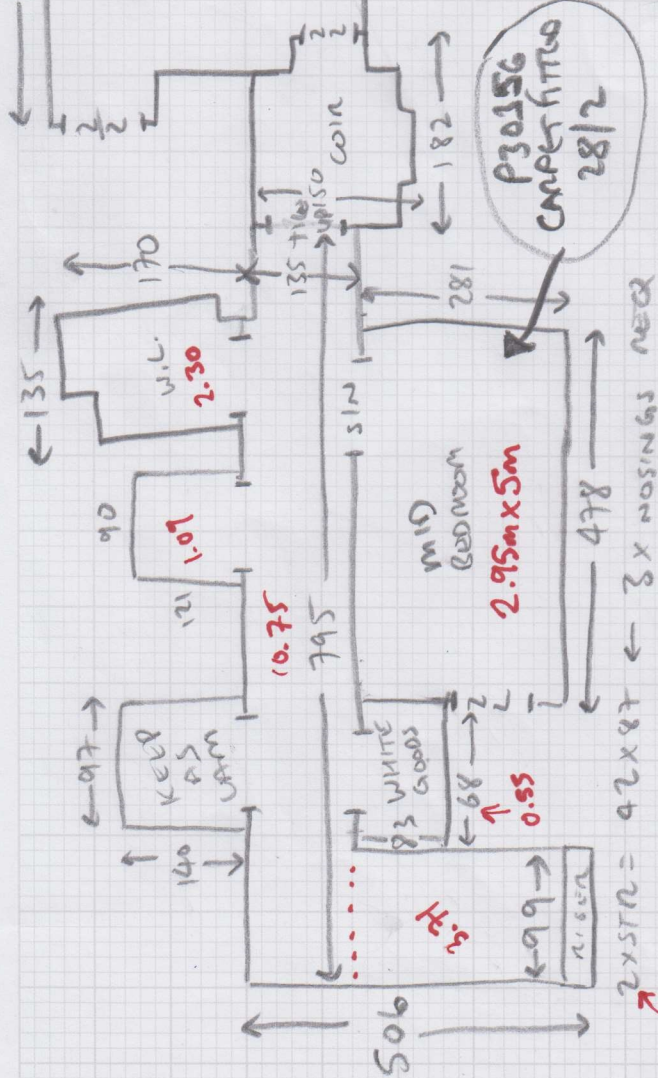
P30322  
PROPERTY INVESTMENTS LTD  
10 of 1

19 FULL PARKS

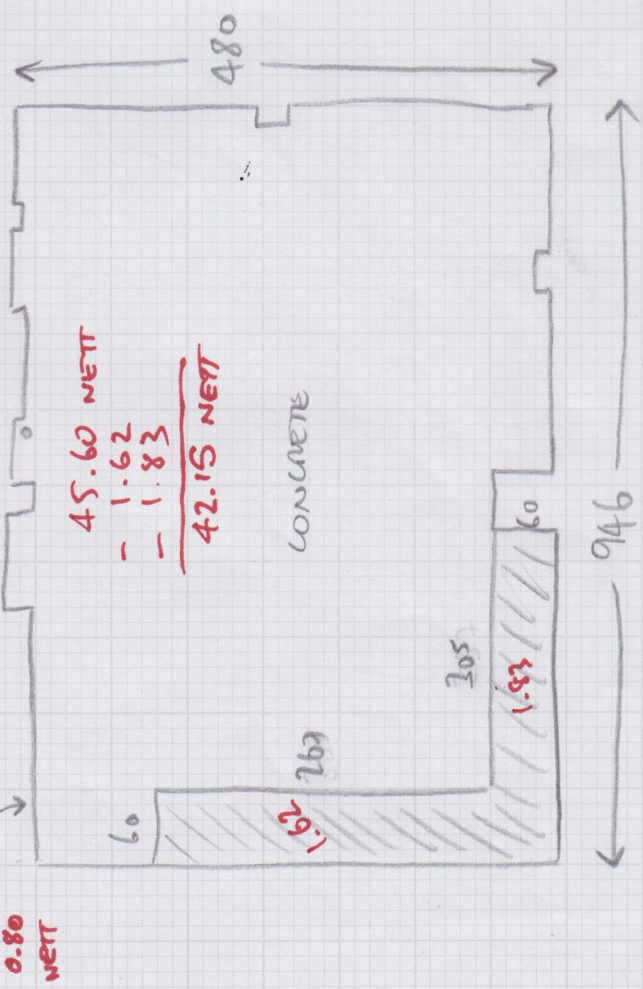
66.61 m<sup>2</sup>  
68.78 m<sup>2</sup>



- LAMINATE UNDER SKIINGS IN ALL AREAS EXCEPT BEDROOMS x 2
- CONC SUBS
- ALL LAMINATE TO COME UP
- SCURED AS REQ
- INSTALL LVT
- ARE WE GOING INTO W.C.S OR W.C.? IF SO, WHAT OVER BATH
- UTO OF CRT + U/LAY TN 2 X BEDS
- NO FURN MOVE



45.60 NETT  
- 1.62  
- 1.83  
42.15 NETT



mrcarpet  
DESIGN FOR FLOORS

Job No: \_\_\_\_\_  
Name: \_\_\_\_\_  
Address: \_\_\_\_\_  
Tel: \_\_\_\_\_  
She: \_\_\_\_\_  
Fax: \_\_\_\_\_  
E-mail: \_\_\_\_\_