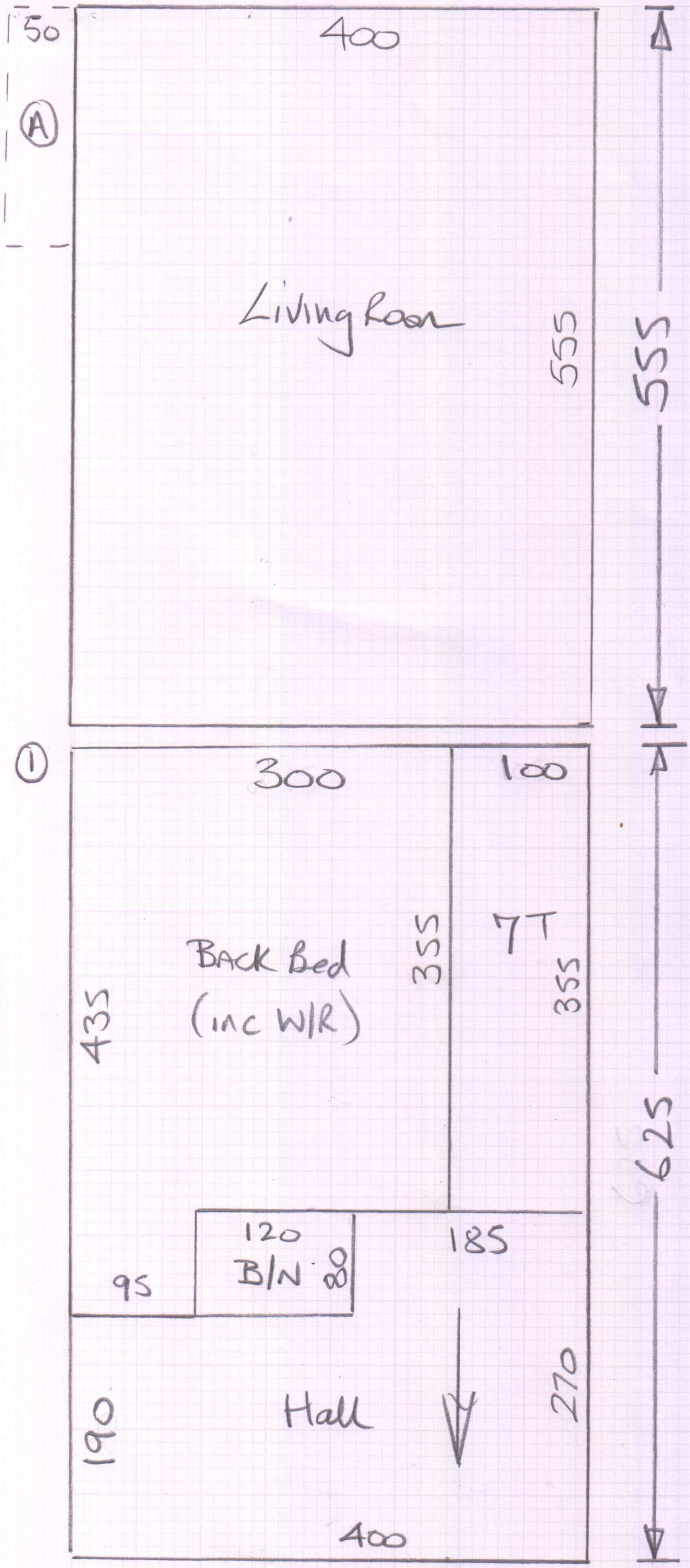
50
Ⓐ
400
Living Room
555
555
①
300
100
Back Bed
(inc W/R)
435
355
7T
355
625
120
B/N
80
95
185
Hall
190
270
400

mrcarpet
DESIGNS FOR FLOORS

Job No: R18326
Name: Brand
Address:
Tel:
Sheet: 1 of: 4

Belgrave 50

Col. BEL 5181

Living Room	555×400
Cut Plan ①	625×400
Cut Plan ②	400×400
Cut Plan ③	385×400
	19.65×400
	= 78.60m²

U/Lay = 70m²

Bathroom	190×200
	= 3.80m²

Plywood = 5 Sheets
@ 4'×2'

②

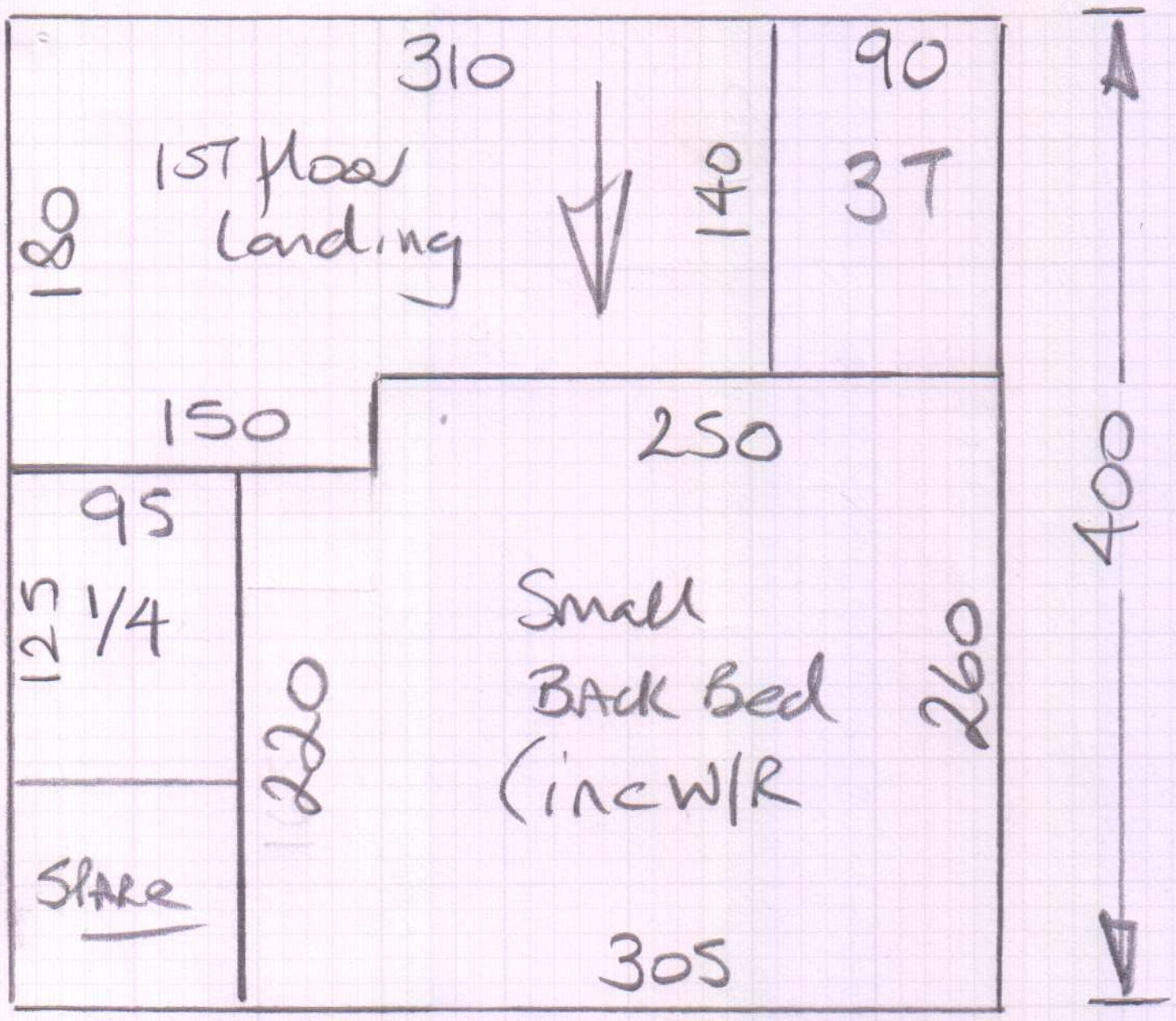
310
90
1ST floor
Landing
180
140
3T
150
250
95
125
1/4
220
Small
BACK Bed
(inc W/R
260
SPARE
305
400

③

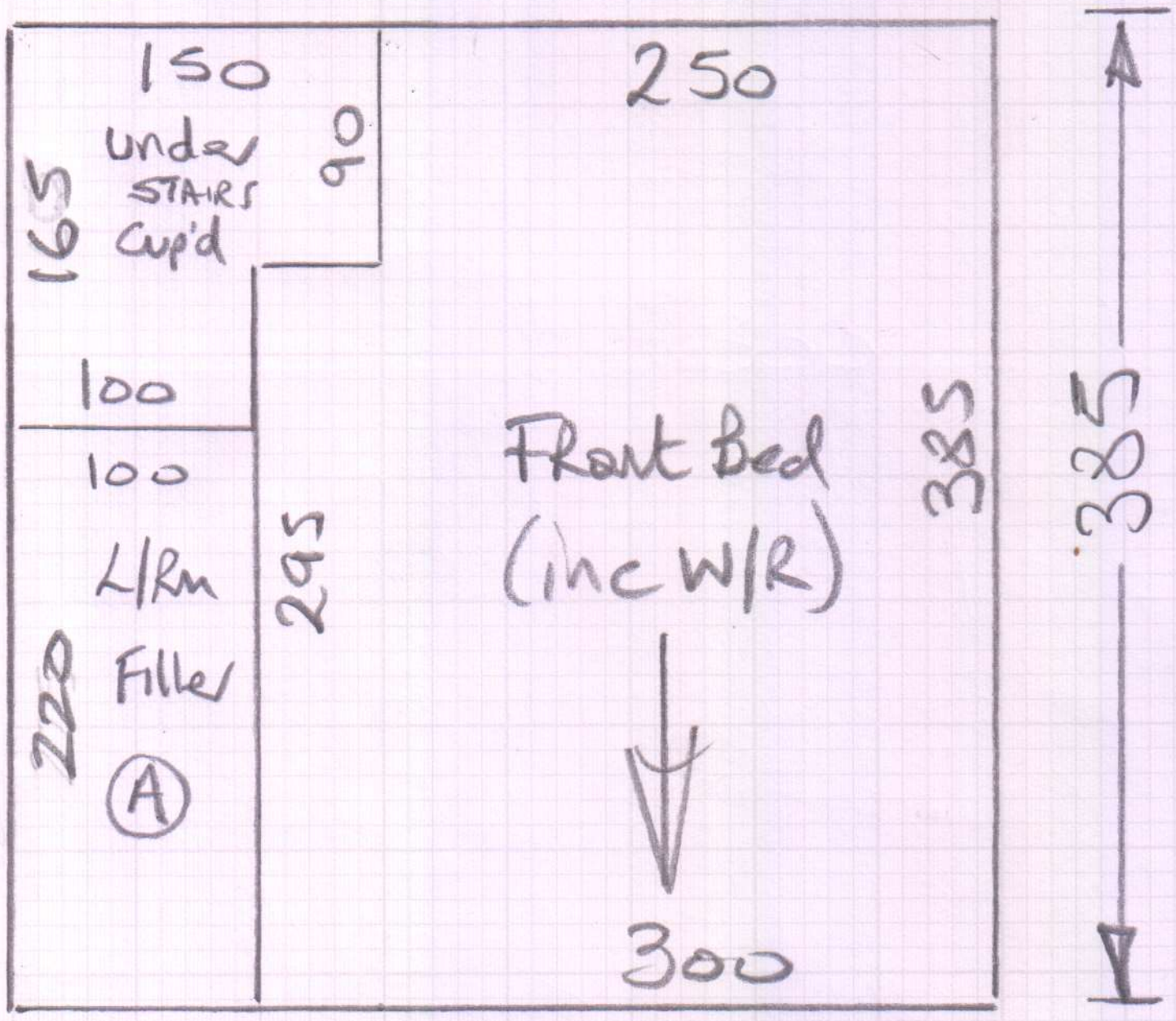
150
250
under
STAIRS
Cup'd
165
90
100
100
L/Rm
Filler
220
A
295
FRONT Bed
(inc W/R)
385
385
300

mrcarpet

Job No: R18326
Name: Brand
Address:
Tel:
Sheet: 2 of 4

R18326
Brand
3 4

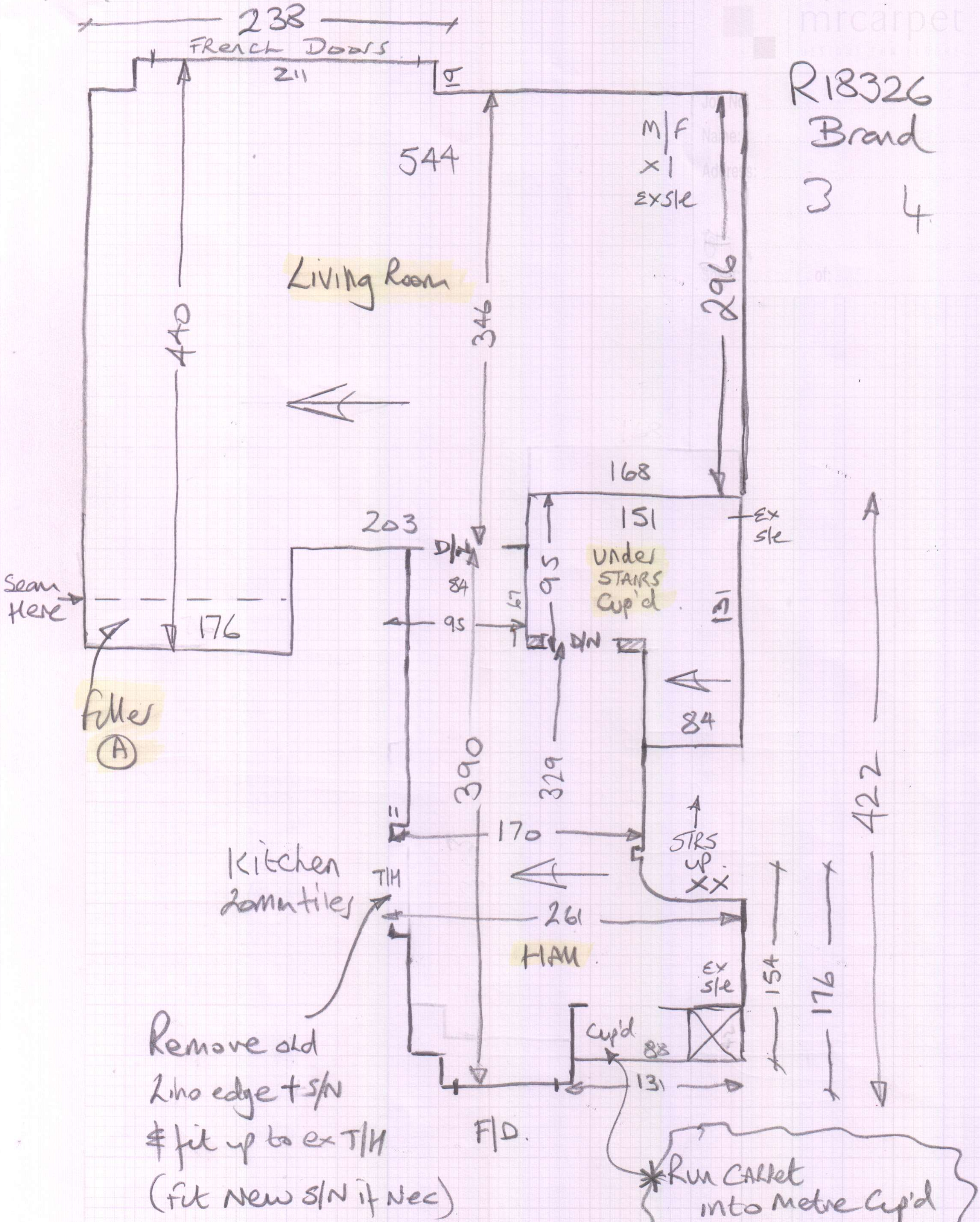
238
FRench Doors
211
8
544
M/F
x1
exs/e
296
Living Room
440
346
168
151
Ex s/e
203
D/H
84
Under STAIRS Cup'd
95
67
131
Seam Here
176
95
D/N
filler
Ⓐ
84
390
329
422
11
170
STRS up
XX
Kitchen
20mm tiles
T/H
261
HAll
Ex s/e
154
176
Cup'd
88
131
F/D.

Remove old
Lino edge + S/N
& fit up to ex T/H
(fit New S/N if Nec)

Run CARpet
into Metre Cup'd

Customer to remove existing felt u/LAy prior to Installation.

Re-use mostly ex s/e

Job No: R18326
Name: Brand
Address:

Tel:
Sheet: 4 of: 4

1ST floor

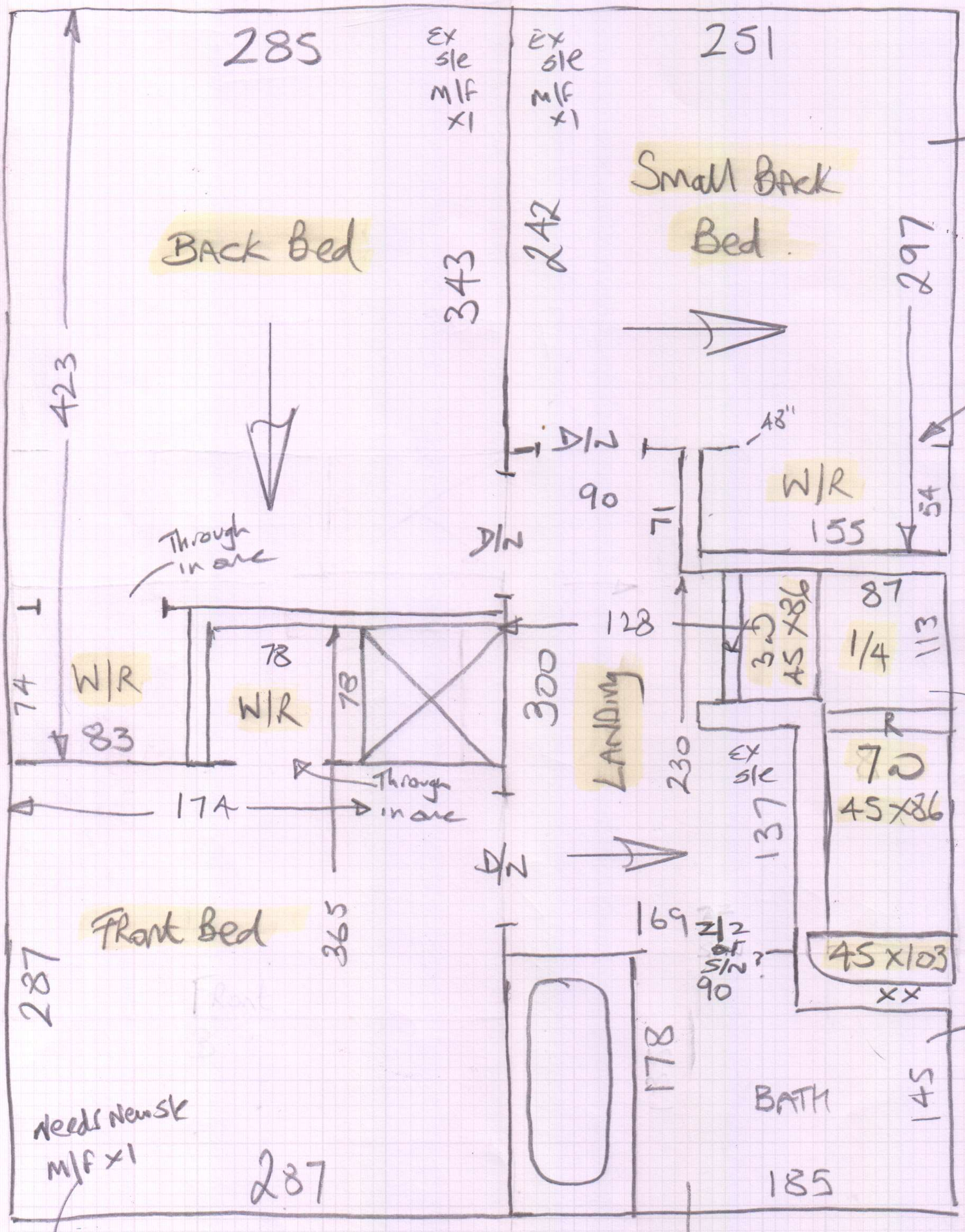
285
Ex s/e M/f x1
Ex s/e M/f x1
251
Small Back Bed
Back Bed
343
242
297
423
Through in one
D/N
48"
90
D/N
71
W/R
155
54
Through in one
87
128
3.5
45 x 86
1/4
113
74
W/R
83
78
W/R
78
300
Landing
230
R
Ex s/e
7.0
45 x 86
137
Through in one
174
D/N
Front Bed
365
169
2/2 or S/N?
90
45 x 103
x x
287
178
Bath
145
Needs New s/e M/f x1
287
185

Small chest Freezer

Strong Smell of urine coming from ex ply!!

This Room has No S/le or u/Lay

Fit 6mm ply & C/floor over existing ply & old Ceramic tile cement. (Customer to scrape)