

mrcarpet
 Job No: R18945
 Name: Sibano & Case
 Address:
 Tel:
 Sheet: 1 of 2

Ferrara
 Col. FER 011

Cut Plan 395 x 400
 = 15.80m²

* = Cut Runners @ WHH

** = Shape these winders on site to maintain an equal gap at the sides.

Runner edging = 35.20
 Lin mtrs

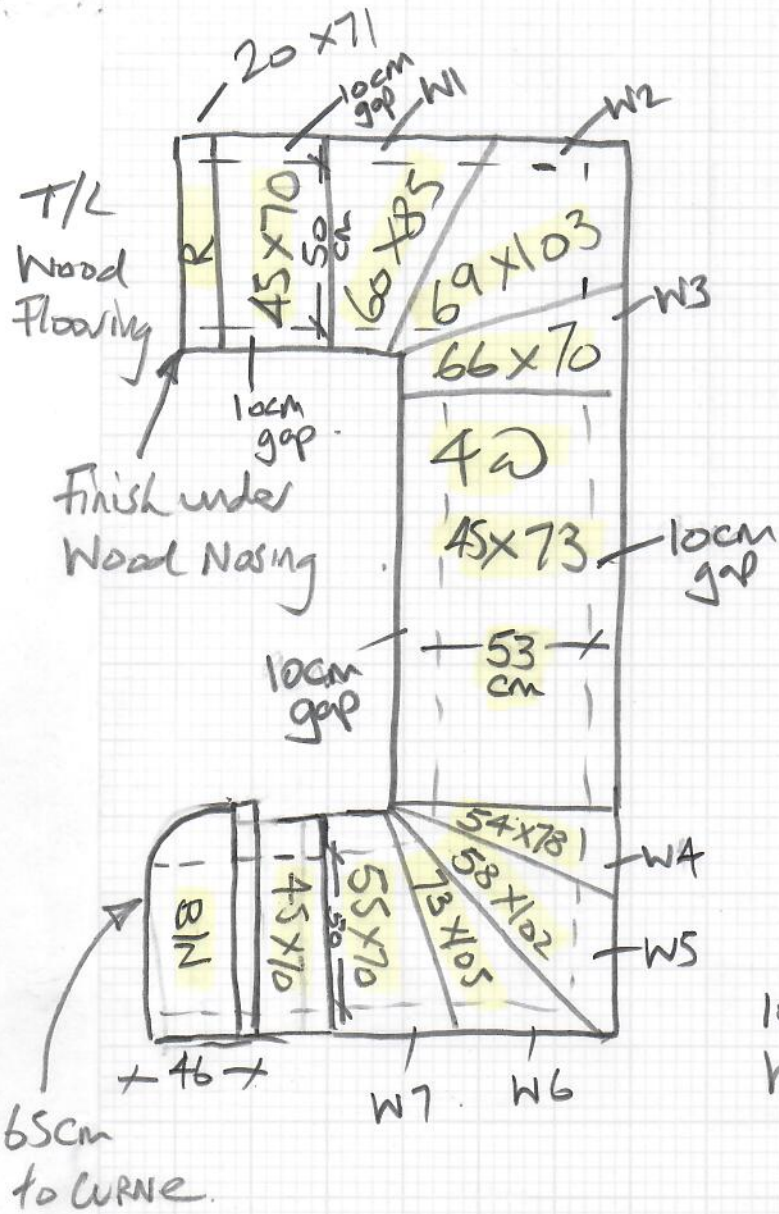
Runner Whipping to match Darker Grey in the carpet.

- 24|| = Cut Runners & Shape 7 Winders
- 25|| = KASIA'S to Collect
- 28|| = Fit all runners.

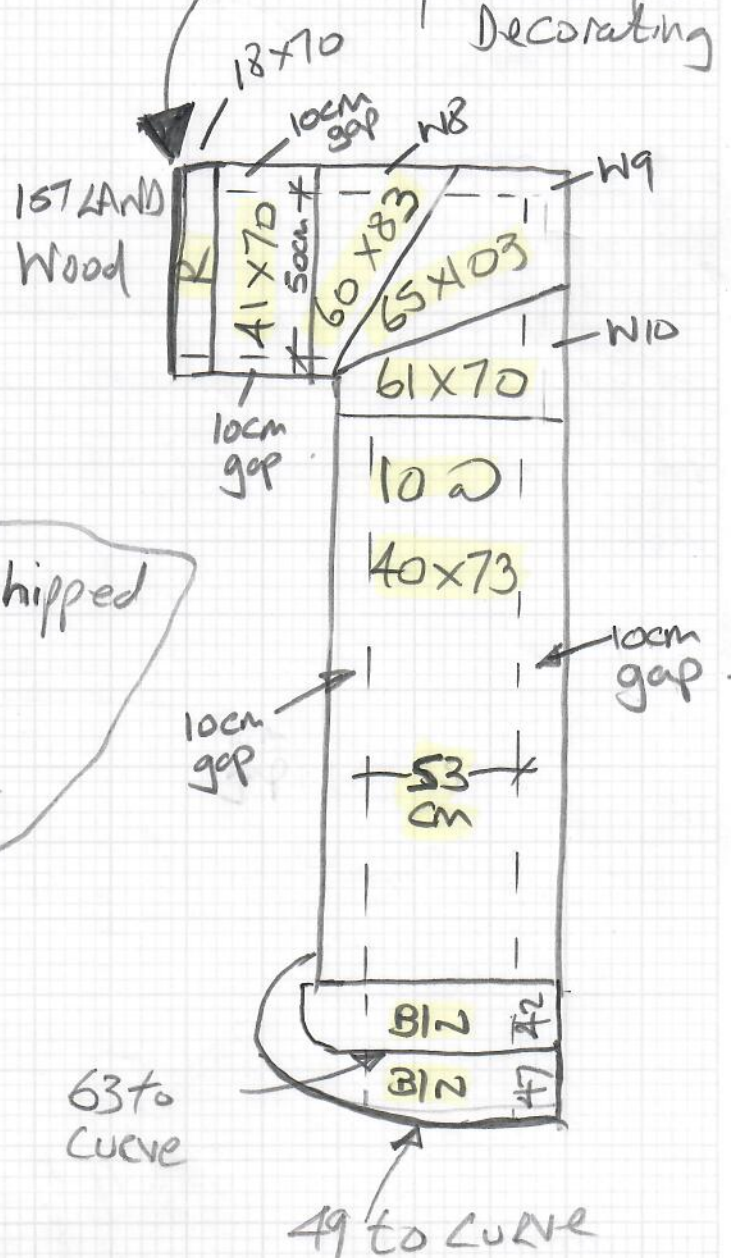
R18945
Slano & Case

Job No:
Name:
Address:
Tel:
Sheet:

2 of 2




Note on Quote
* Builder Should
PACK out to make
flush before
Decorating



Previous runner was a Whipped
runner @ 53cm
Suggest same again

R18945-Silau



fit Runners
Before

R18945-Silano

Builder to fact out Riser
So it's level with the
Bottom of the top

