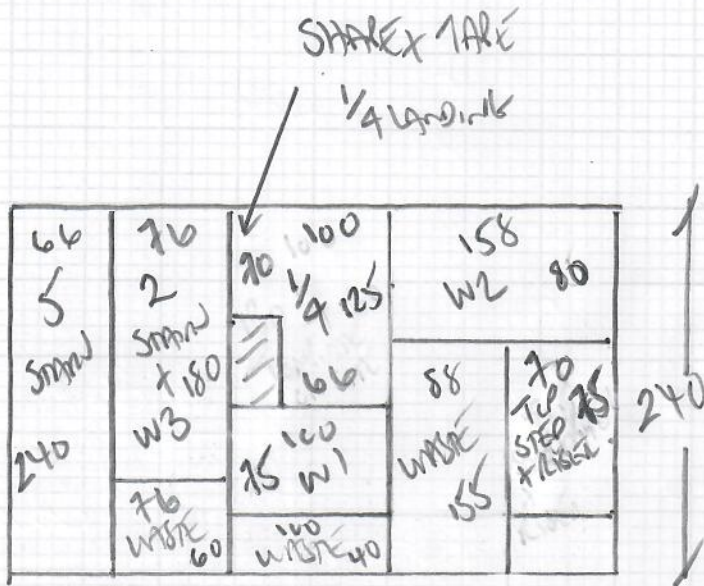


Job No: R19513
 Name: PRACY
 Address: 1A MAWSON CLOSE
 SW20 9PA
 Tel:
 Sheet: 1 of 2



NEW ENGLAND
 LOWE NE 6013
 Bullington 1
240 x 400

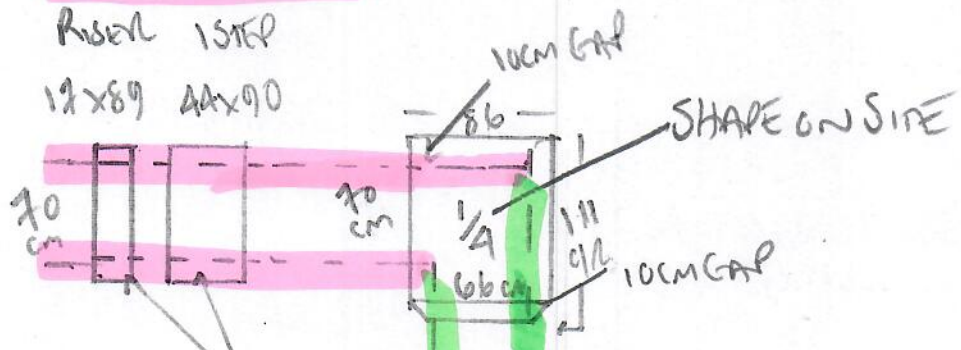
Cut Down Runners
 To 76cm, 70cm & 66cm
 10cm GAP ON EACH SIDE
 + TEMPLATE WINDERS 1+2
 + 1/4 LANDING
 70cm TO MEET TIP STEP + RISER
 66cm TO MEET MAIN FLOOR

TAKE COLOUR HBEAS6 (BLUE)
 16 LINEAR METRES

R 19513
 PACHY
 1A MAUSAL CUBE
 SW20 9PA
 2 of 2

Top Riser + Top Step
70cm Runner

Riser 1 STEP
 12x89 44x90



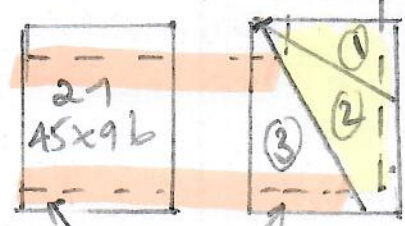
10CM GAP AT SIDES
 OF ALL RUNNERS

70cm

66cm

76cm

5 STAND
66cm Runner



2 SPANS + W3
 76cm Runner

- W1 66 x 98
- W2 76 x 120
- W3 73 x 88

TEMPLATE
WINDOWS 1 + 2
ON SITE