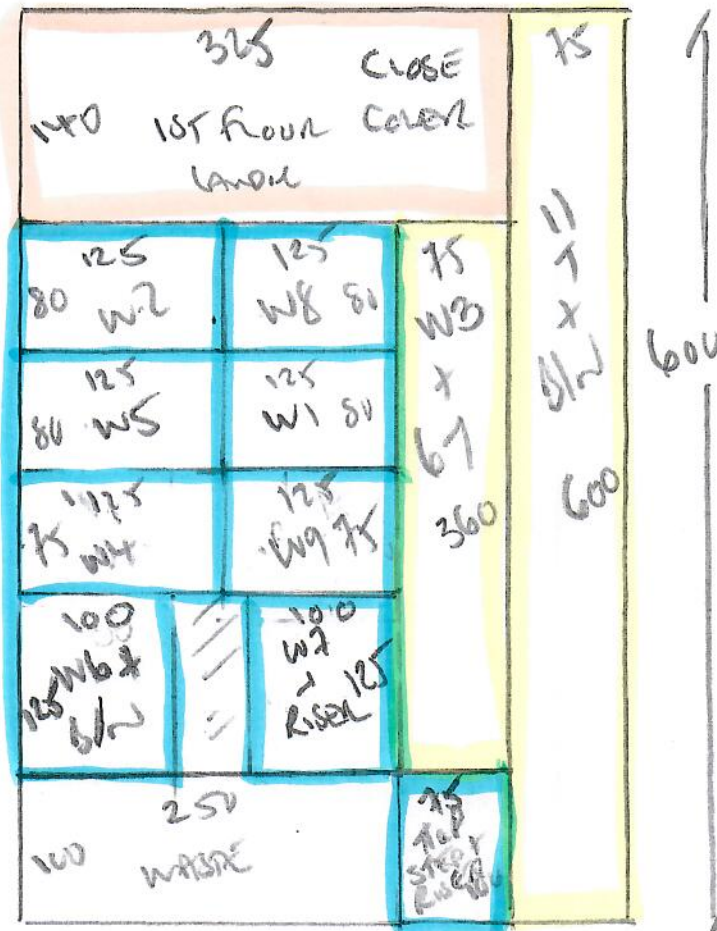


R19922
DARR
25 AODLA AVE
K136LF

1 of 2



FLATWORK CLASSICS
'FINE HOLLINGBONE'
COVER STRAELINE

Panel 600 x 100

24 m²

TAKE Care
133.02 DIRECTIONAL STRIPE
To Show on Top

Cut 63cm Runners At Warehouse + MATCH HOLLINGBONE
75cm on UT Plan Areas for PATTERN MATCHING (6cm Repeat)

PATTERN MATCH HOLLINGBONE from STRAIGHT 1 TO W8 + W9

W8 TO MATCH WITH W3 + 67.

W9 TO MATCH WITH 117 + 6/2

CLOSE COVER 1ST FLOOR LANDING

R 19922
 DARR
 25 Adela Avenue
 KT3 6LF

STAIRS

Riser + part land .32 x .68

1 step 0.43 x 0.71

W1 = 0.60 x 0.81

W2 = 0.66 x 1.08

W3 = 0.72 x 0.80

6 str @ 0.45 x 0.83

W4 = 0.68 x 0.95

W5 = 0.74 x 1.08

W6 = 0.66 x 0.68

B/N ① = 0.45 x 0.74
 (.64 to curve)

F.F. LAND

RISER 0.15 x 0.74

W7 = 0.61 x 0.89

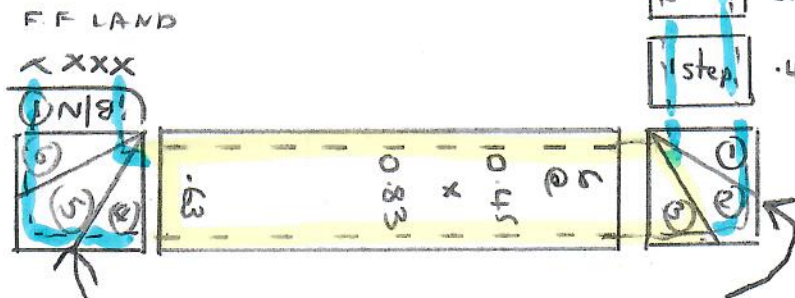
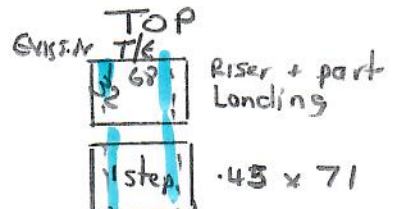
W8 = 0.68 x 1.10

W9 = 0.66 x 0.80

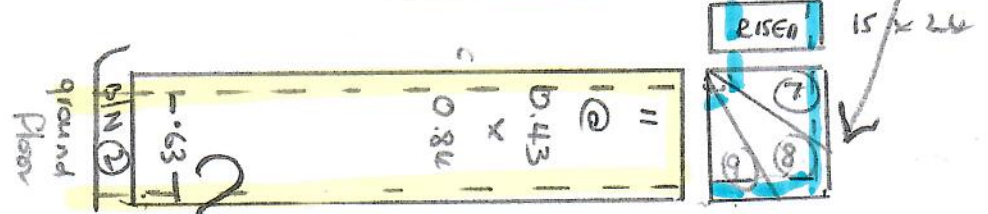
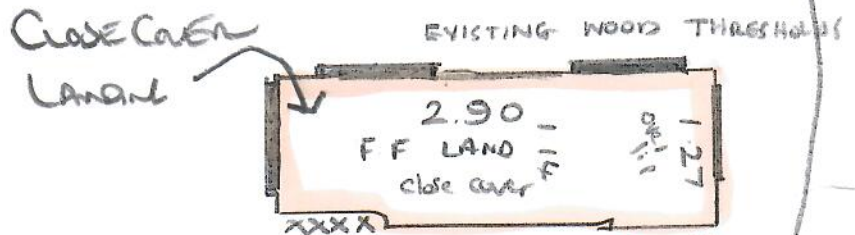
11 str @ 0.43 x 0.84

B/N ② = 0.40 x 0.88
 (.71 to curve)

2 of 2



TEMPLATE WINDOWS ON SITE
 W1, W2, W4, W5, W7 + RISER
 + W8 & W9



STRUCTURE STAIRS TO BE
 63CM RUNNERS.

(HOWINGBASE FORMWARE 6CM REPEAT)