

S27437  
~~SECRET~~  
 MR LAMBERT  
 30 Castle Road  
 Tile worth  
 TW2 6QS

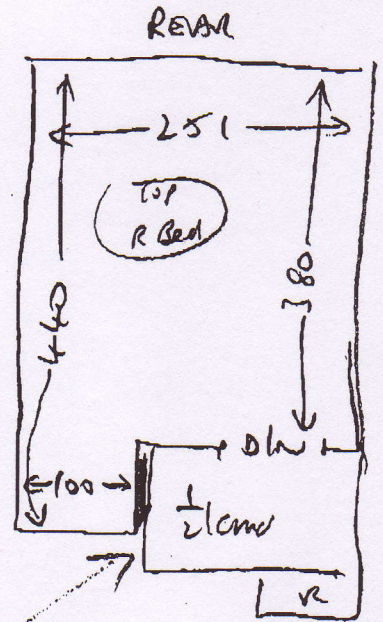
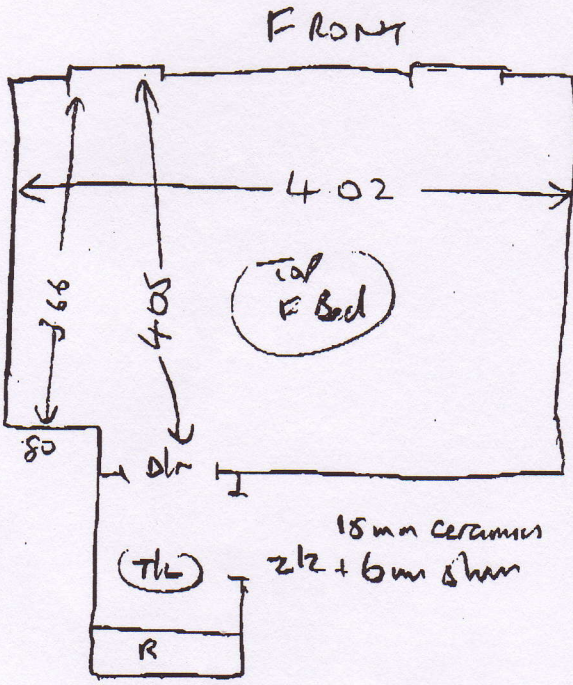
Reed, F22  
 5.40 x 5  
 3.60 x 5  
 5.90 x 5  
 2.80 x 5

All empty  
 needs study

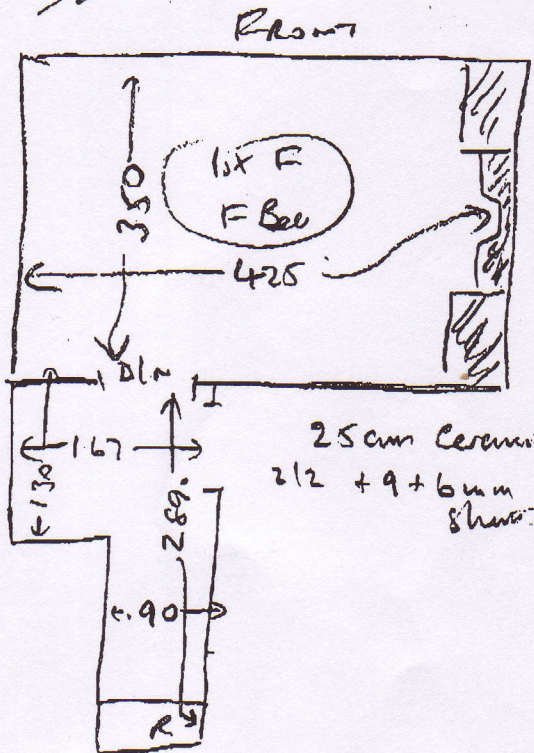
10F2

Layout

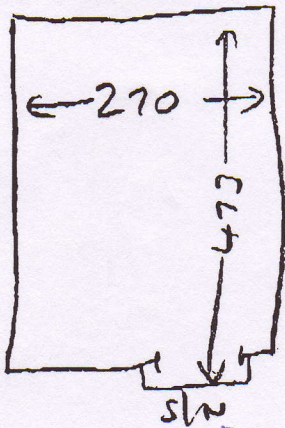
~~527637~~ 527437  
 MR LAMBERT  
 70 Castle Rd  
 T77 6W5



- TOP STAIRS
- (I) 0.46 x 0.67
  - 1/2 land 1.16m x 1.44m
  - (II) 0.45 x 0.75
  - B/N<sub>1</sub> 0.48 x 1.00
  - 1/2 TKL see plan



1st R Bed



Fit slm right to edge of skirting, outside room

- BOTTOM STAIRS
- (2) 0.40 x 0.77
  - 1/2 land 0.95 x 1.50
  - (15) 0.44 x 0.78
  - B/N<sub>2</sub> 0.47 x 0.95
  - B/N<sub>3</sub> 0.70 x 1.15

2022

PILE DIRECTION - SAME WAY T(OUT)