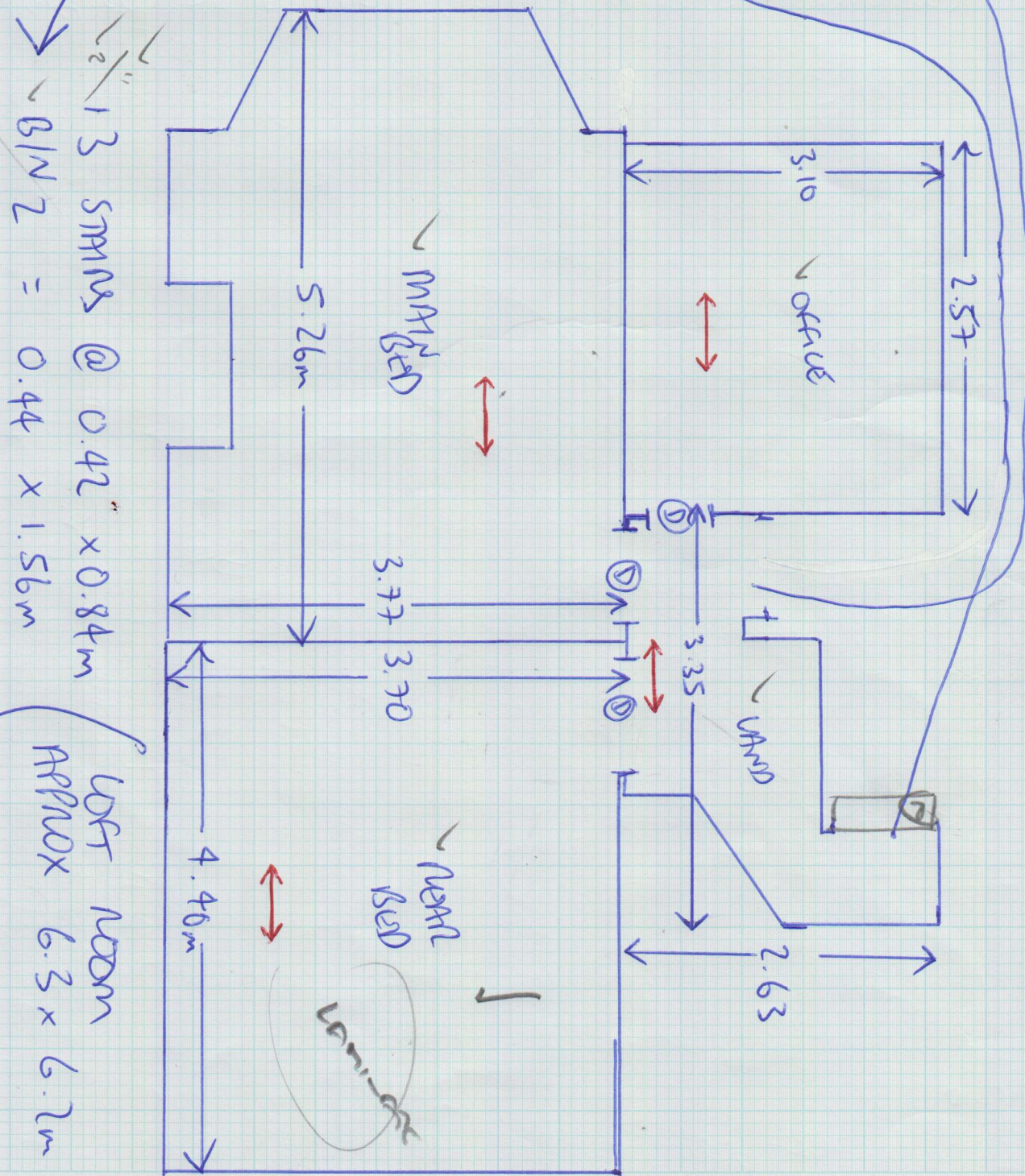


Job No: 528080
 Name: Jørgensen
 Address:
 Tel:
 Sheet: 1) of 4)

- ✓ 1/2 LAND 0.80 x 0.94 @ 1/2
- ✓ 1 x SMAN = 0.40 x 0.80 m
- ✓ W1 = 0.55 x 0.80 m
- ✓ W2 = 0.58 x 1.08 m
- ✓ W3 = 0.74 x 1.12 m
- ✓ WT = 0.55 x 0.80 m
- ✓ 3 SMANs 0.41 x 0.80
- ✓ WS = 0.57 x 0.88
- ✓ W6 = 0.55 x 1.10
- ✓ W7 = 0.70 x 1.10
- ✓ W8 = 0.55 x 0.80
- ✓ 2 SMANs = 0.41 x 0.80
- ✓ B/N 1 = 0.43 x 1m



- ✓ 1/2 13 SMANs @ 0.42" x 0.84m
- ✓ B/N 2 = 0.44 x 1.56m

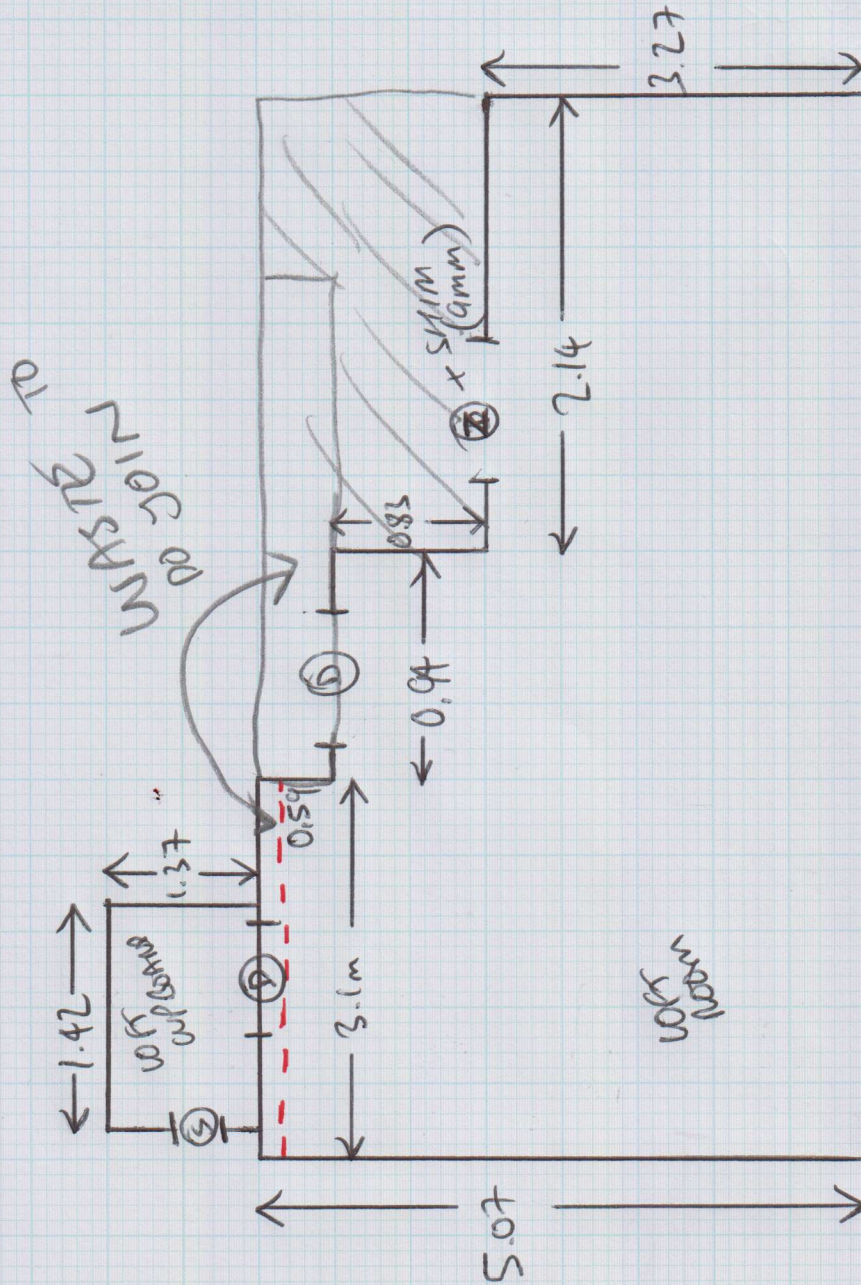
LEFT ROOM
 APPROX 6.3 x 6.2m

Job No: 528080
Name: JORGENSEN

Address:

Tel:

Sheet: 2) of 4)



Job No: _____

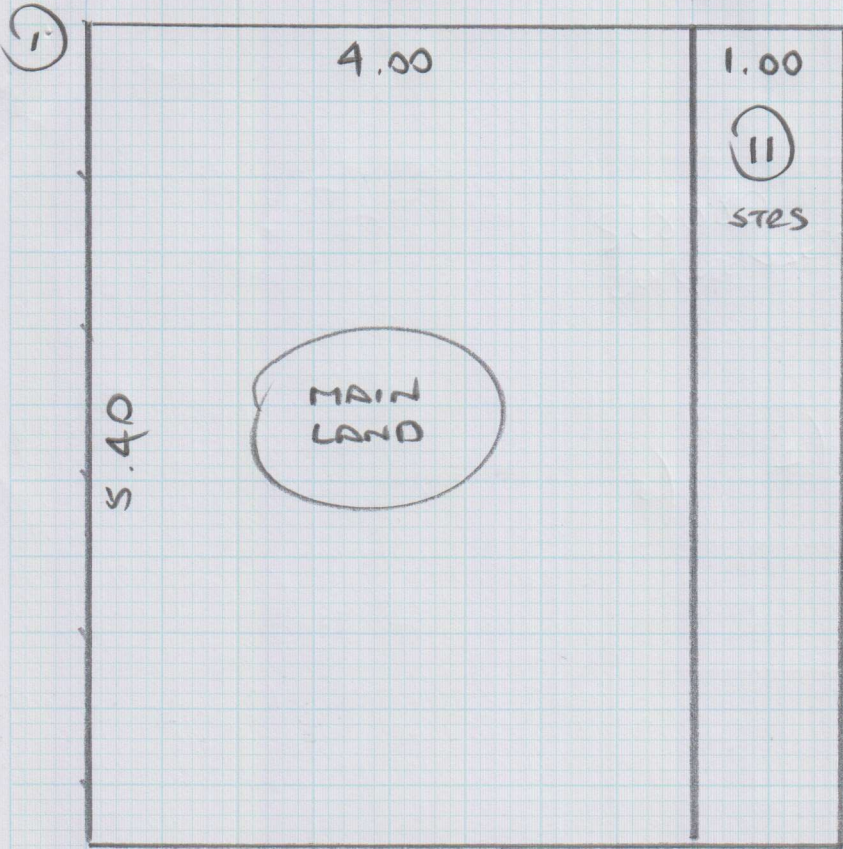
Name: JORGENSEN

Address: _____

528080

Tel: _____

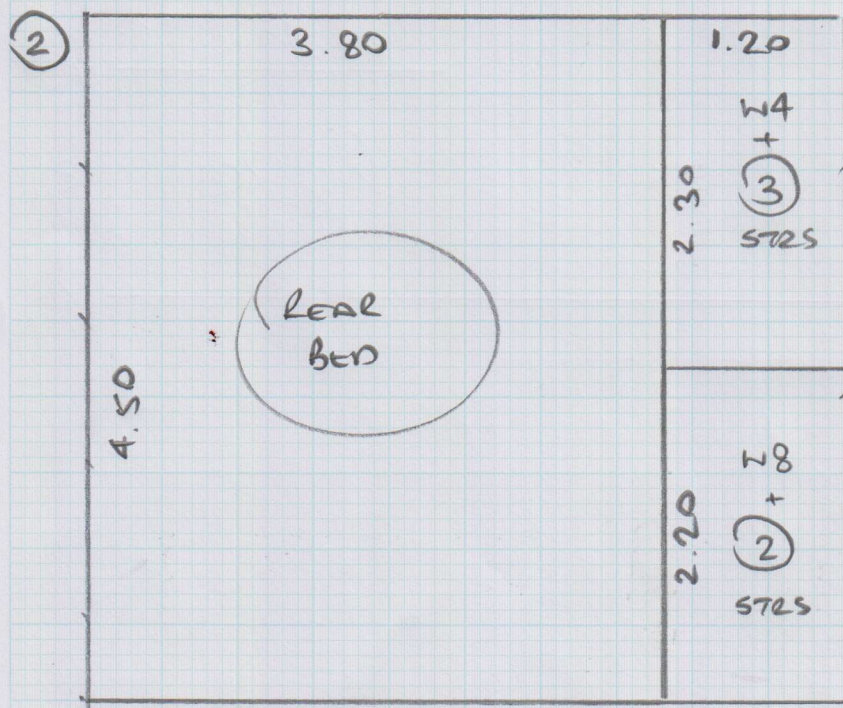
Sheet: 3) of 4)



- ATTIC⁻⁰⁰⁵ - 6.30 x 5m
- PLAN 1⁻⁰⁰³ - 5.40 x 5m
- PLAN 2⁻⁰⁰² - 4.50 x 5m
- PLAN 3⁻⁰⁰⁴ - 3.50 x 5m
- PLAN 4⁻⁰⁰⁴ - 4m x 5m

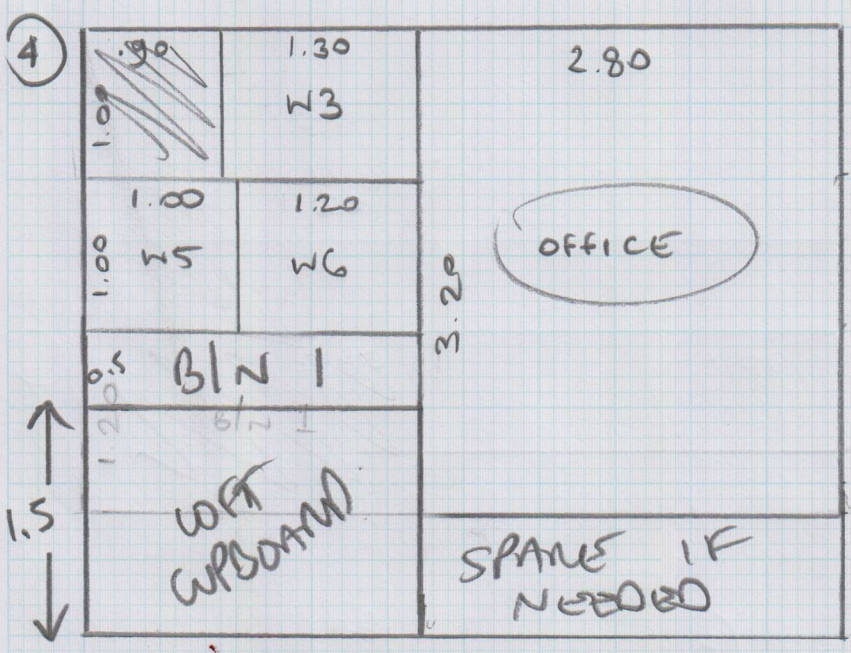
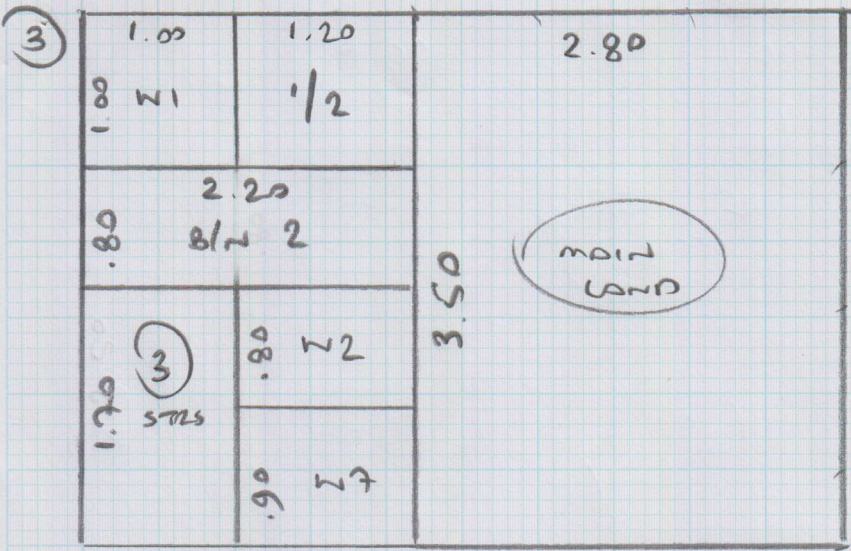
23.70 x 5m

118.50m²



IF AU 5m CUTS

Job No: _____
 Name: **JORGENSEN**
 Address: **S28080**
 Tel: _____
 Sheet: **4** of **4**



IF ALL 5m CUTS