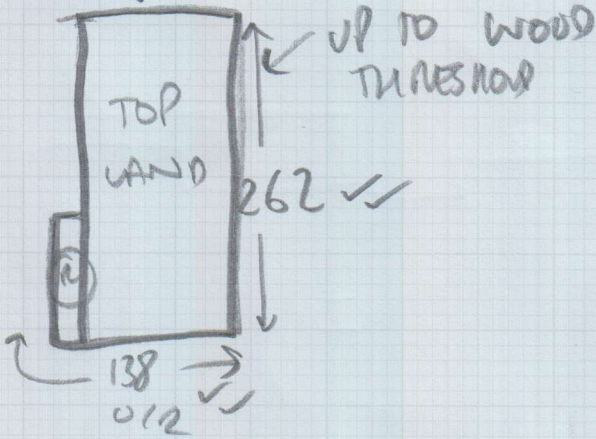
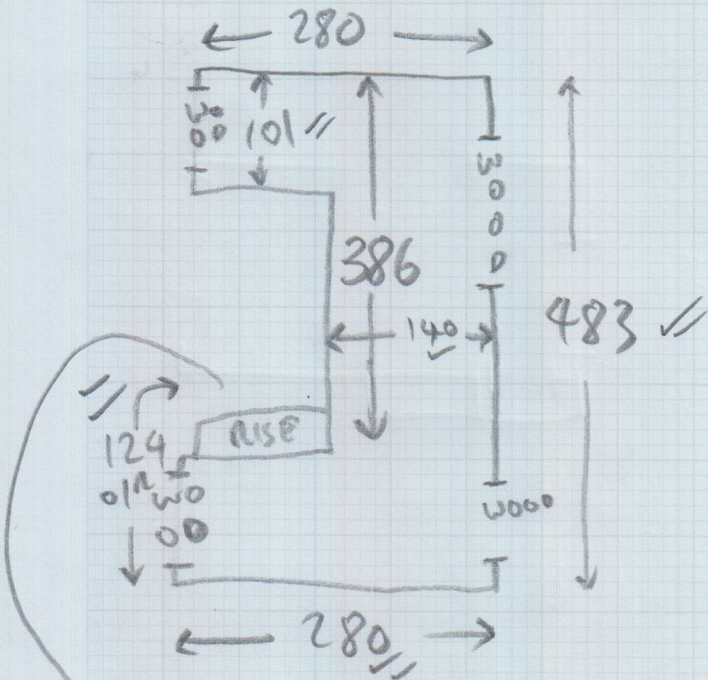


UP TO WOOD
THRESHOLD



- W1 = 56 x 78 ✓✓
- W2 = 60 x 107 ✓✓
- W3 = 58 x 107 ✓✓

- W4 = 59 x 70 ✓✓
- 11 x STAIRS = 44 x 70 ✓✓



→ LANDING OPT TO FINISH AT BOTTOM OF RUSE (AS EXISTING)

15 x STAIRS = 44 x 86 ✓✓

(61 cm WIDE RUNNER)

(2 cm OF TAPE SHOWING)

97 cm x 100 cm OF COIN FB
ENTRANCE (LOOSE CAID + BUT CUT IN)

Job No:

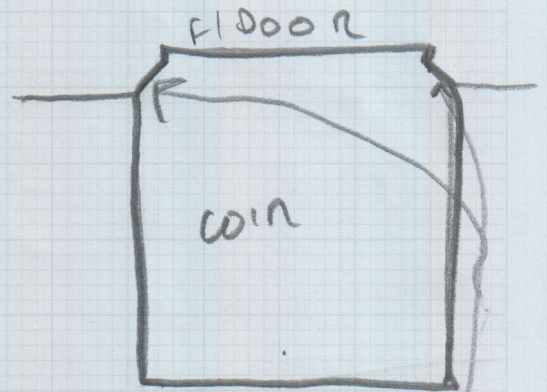
Name:

Address:

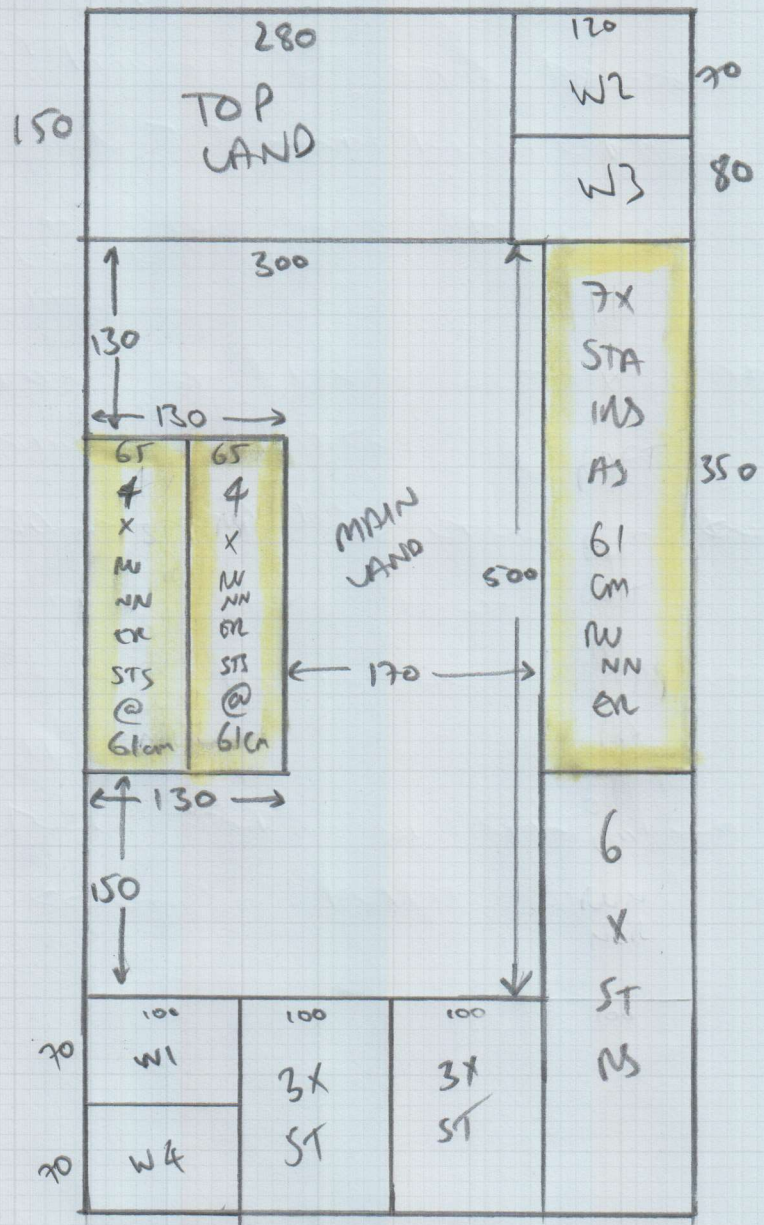
Tel:

Sheet: of:


- UPWPT RUSE
- NEW U/LAM + GRIPP
- P/PAPER TO LANDS
- EXISTING THRESHOLDS
- PARKING ON SITE
- NO FURN
- RUNNER TO FIRST FLIGHT



Job No: _____
 Name: _____
 Address: _____
 Tel: _____
 Sheet: _____ of: _____



7.90 x 4.00

 = RUNNER, CUT DOWN AT WAMES HOUSE