

Job No.

Name

SILVER / POLISHED
CUSTOMER HANDLES
FULL PUMP MEQ

£4.50 PARKING
PER HOUR

4 + 1/2 STAIRS = 44 x 65 ✓✓


1/4 LAND = 90^{OR} x 74 ✓✓

W1 = 62 x 85 ✓✓

W2 = 68 x 100 ✓✓

W3 = 67 x 70 ✓✓

5 x STAIRS = 45 x 70 ✓✓



NOT ENOUGH HEIGHT
IN DOOR FOR IT TO
FIT OVER A 2/2

SO JUST BUTT UP
CPT TO THE WOOD

6 x STAIRS =

40 x 73 ✓✓

1/2 LAND = 93 OR x 152 ✓✓


~~BEARING UNDER LAND UP~~
~~ISSUE IF AS RUNNER~~

7 x STAIRS = 42 x 70 ✓✓



BEARING AT BOTTOM OF LAST STEP POTENTIAL
ISSUE

PURPOSE CAP +
BAND STEP



↑
BEARING HERE IS
ISSUE

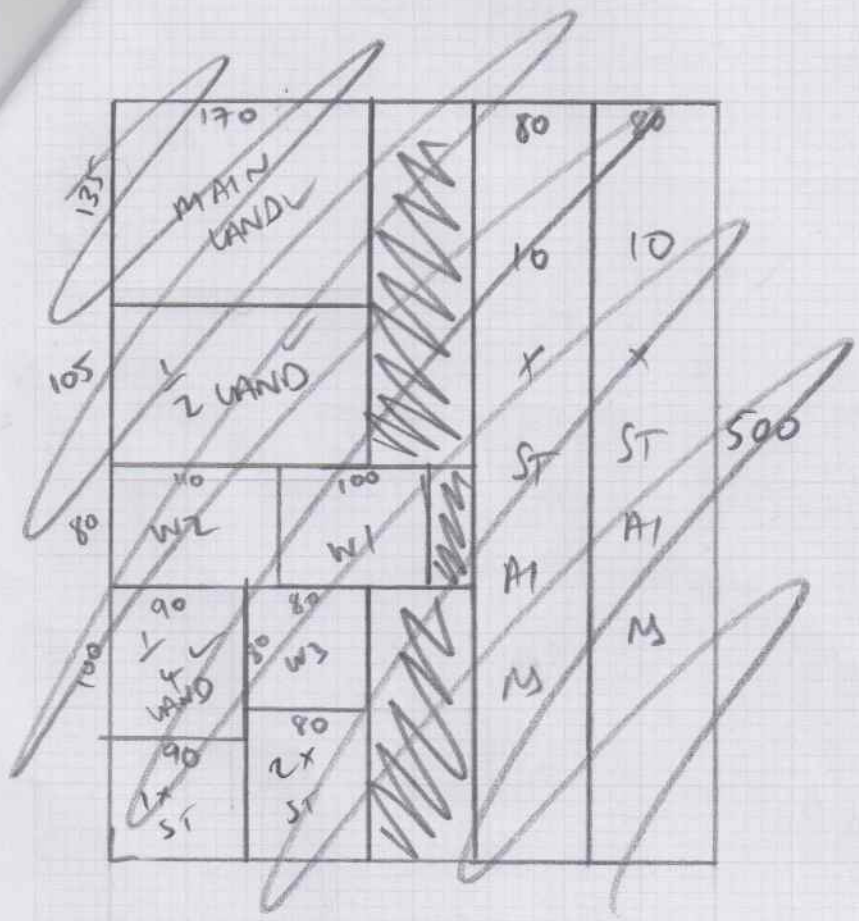
Job No:

Name:

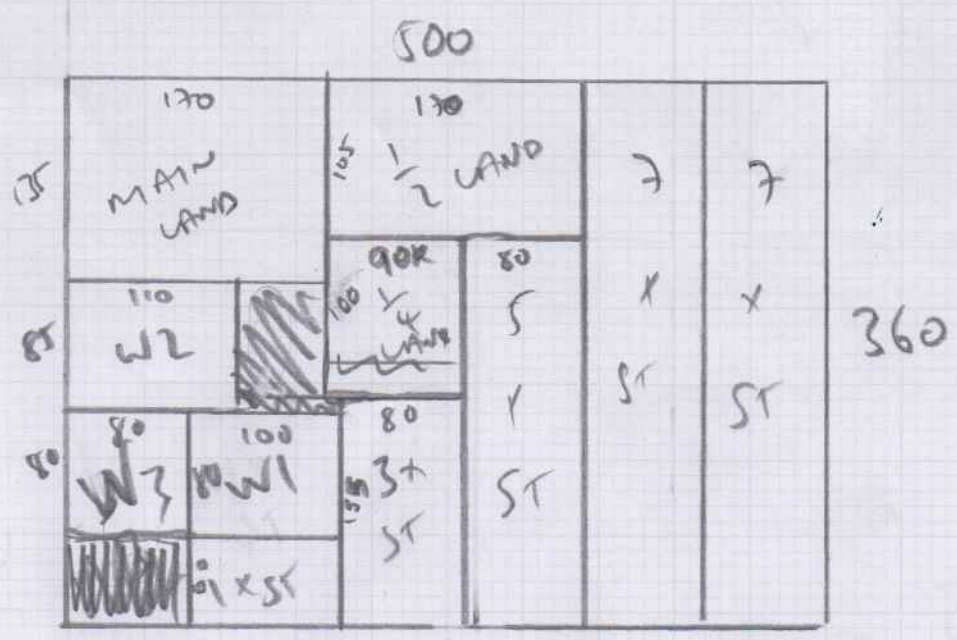
Address:

Tel:

Sheet:



Handwritten signature



BOSTON 14
#344



TUE UP TO WOOD
+ GRIPPER UP TO
TUE UP

ROUSMED

CHROME



~~SO EDGE~~ ~~WONT BE~~
~~JUST HERE~~

NOT ENOUGH GAP

FOR A 2/2

TO SIT ON TOP OF

WOOD

BUT UP CRT

WENT