

S30431

MR S. CARTER
 22 Gilpin Avenue
 E Sheem
 SL 14 8QY


Boston B05 022

10.60 x 5m

2.00 x 5m

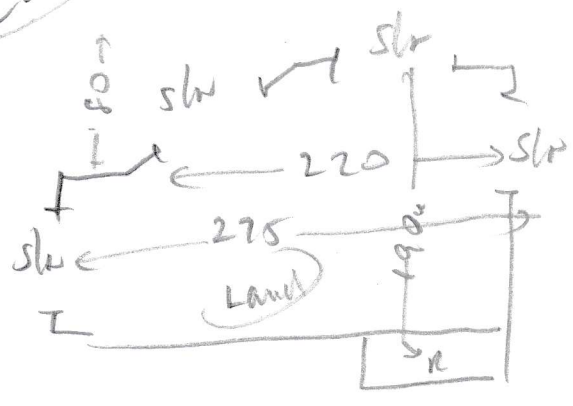
PHASE 1

TEMP RUNNER



10P3

Layout




S30431
 MR S. CARTER
 22 Gilpin Ave
 E. Salem
 Smith 807

- Riser 020 x 081 exact Run 61m
- (2) 048 x 081 " Run 61m
- W1 064 x 098 } cut on site
- W2 012 x 120 }
- W3 071 x 082 exact Run 62m
- (9) 048 x 082 " Run 62m

wood
 no uln
 needs to

1/4 land 108m x 110



B/N 050 x 210
 (curved)

Run 50m
 Band cut on site

(2023)