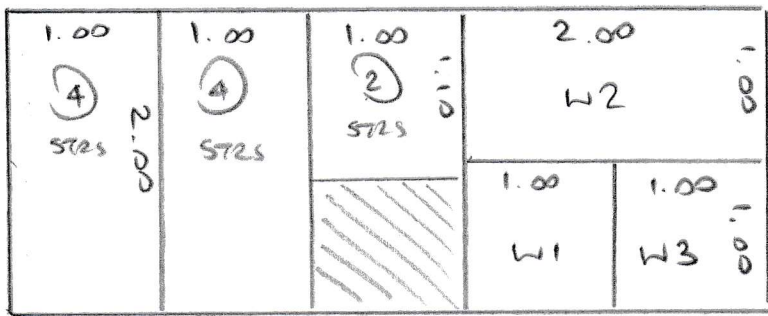


1



S30509
ROBINSON

CUT STRAIGHTS TO 60cm WIDE

+ TEMPLATE WINDOWS ON SITE

NO RUNNER ON RISER

TOP STAIRS

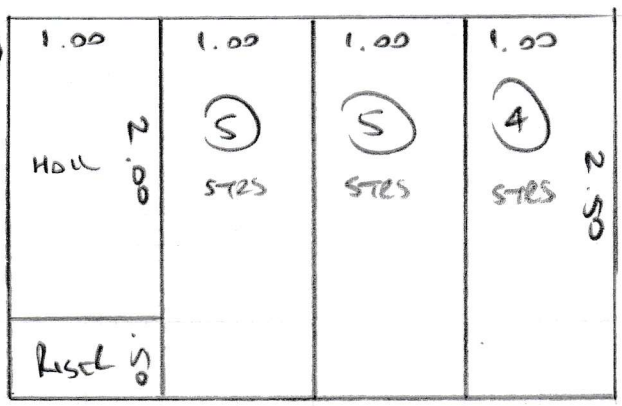
MEU

PLAN 1) 2.00 x 2.00

MAIN STAIRS

PLAN 2) 2.50 x 4.00

2



TOP STAIRS RUNNER AS PER EXISTING


ROBINSON

re-use CUSTOMER'S EXISTING CPT HERE

TOP LAND	63	80	(1 x EX AND 0 D/D)
1/4	101	80	

runner TO STAIRS AS PER EXISTING

10 @	45	80
W1	65	90
W2	75	120
W3	90	77



- wood floor
- no up
- needs s/e

MAIN STAIRS FULLY FITTED

LISTEN	20	80
14 @	45	80
FLAT ENTRANCE	130	82

- wood floor

~~ENTRANCE HALL FOR COIR~~

~~106 - 175~~

- ~~- core floor~~
- ~~- up old timber c/t~~