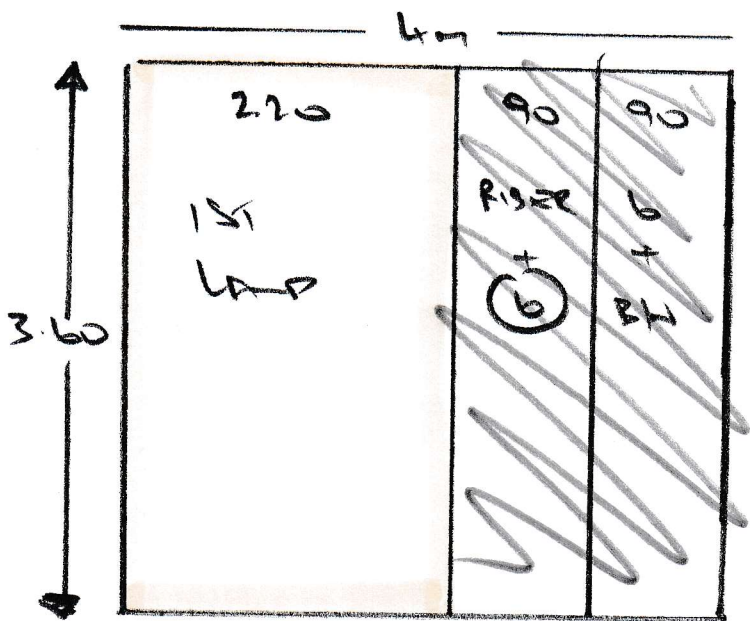



4.40
 5.40
 0/ALL

31045
 12500


0 or 3

450
 15500



SPLIT DEL 5.40

SPLIT DEL 3.60



FITTING LANDINGS, LANDING CUB
 + BUNNELS
 22nd OCTOBER