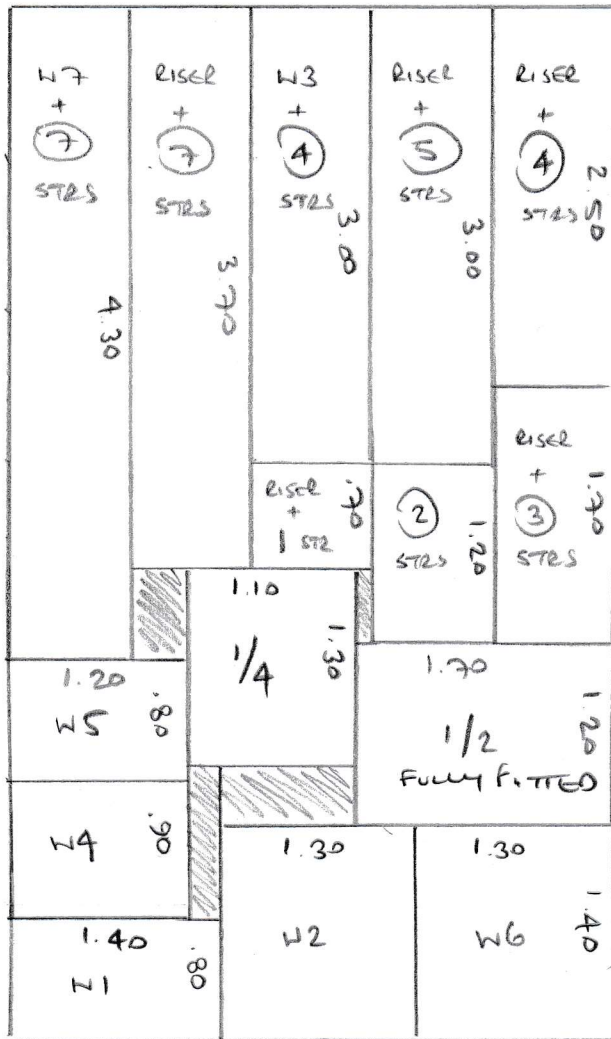


①



S31420  
BROTCHIE

1 of 2


Plan ① 6.80 x 4m

27.2m<sup>2</sup>

- SEE NOTE ON LAYOUT PLANS AS THE HALF LANDING IS FULLY FITTED BUT THE REST OF THE STAIRS ARE AS RUNNERS
- THE EXISTING B/LN'S ARE NOT FITTED AT PRESENT SO WE ARE NOT FITTING THESE
- RE FIT ALL STAIR RODS. THESE MIGHT HAVE BEEN REMOVED BY THE BUILDERS

TOP STAIRS

✓ Riser	22	77	
✓ 7e	46	77	
✓ 1/2	93	160	(FULLY FITTED)
✓ Riser	22	77	
✓ 4e	46	77	

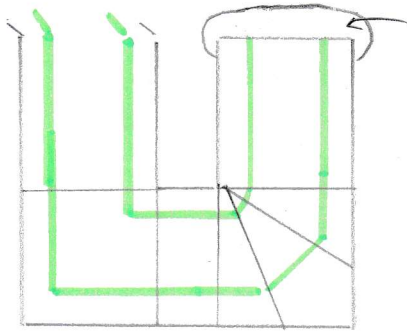


S31420  
BROTCHIE

2 of 2

MAIN STAIRS

✓ Riser	22	96	
✓ 5e	45	96	
✓ 1/4	120	100	
✓ 2e	45	97	
✓ W1	72	118	
✓ W2	80	140	
✓ W3	85	100	
✓ 4e	44	101	
<del>B/N 1</del>	<del>50</del>	<del>130</del>	(NOT CARPETED AT PRESENT)



THIS IS NOT TO BE FITTED

- WOOD FLOORS
- OLD CRTS
- EXISTING RUNNERS OF VARIOUS WIDTHS
- RE-FIT EX STAIR RODS.

✓ Riser	24	97	
✓ 3e	44	97	
✓ W4	77	110	



= RUNNERS

= FULLY FITTED

BASEMENT STAIRS

✓ Riser	23	95	
✓ 1e	44	95	
✓ W5	71	111	
✓ W6	77	137	
✓ W7	78	97	
✓ 7e	44	97	
<del>B/N 2</del>	<del>60</del>	<del>130</del>	(THESE ARE NOT CARPETED AT PRESENT)
<del>B/N 3</del>	<del>70</del>	<del>150</del>	



THESE ARE NOT TO BE FITTED