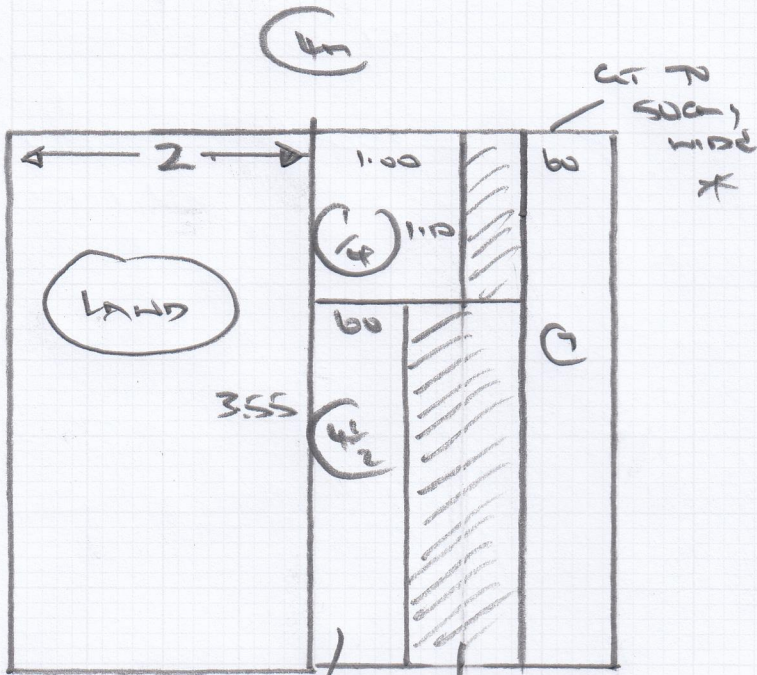


Job No: _____
 Name: _____
 Address: **JANE T/PLANT**
20/4 ✓
 Tel: _____
 Sheet: **FF CPTS 28/4**
1 of 2

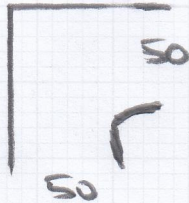


* NOTE
 (* 50 CM) WIDE RUNNER

cut to suit
 side
 please

Hold waste in
 with please
 till fitted

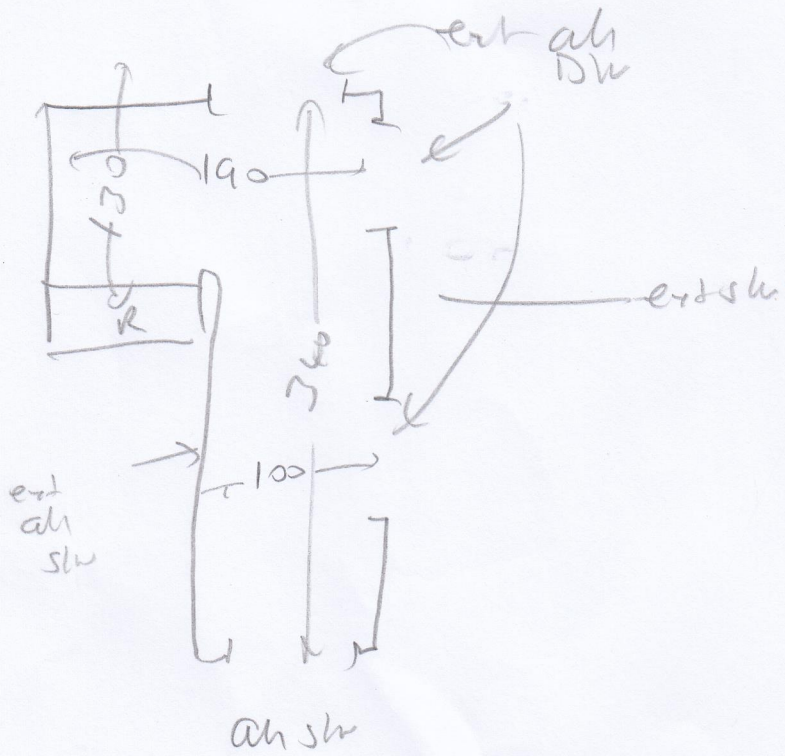
SHARE
 1/4 ✓
 LAND



32300

HARDY

2 of 2



Rise 022 + 088 (50 an same)

(11) 046 + 088 ()

1/4 level 1.00 + 090 $\sqrt{50}$

weel
no ulm

Stam
needs shk

Level = ent
sh