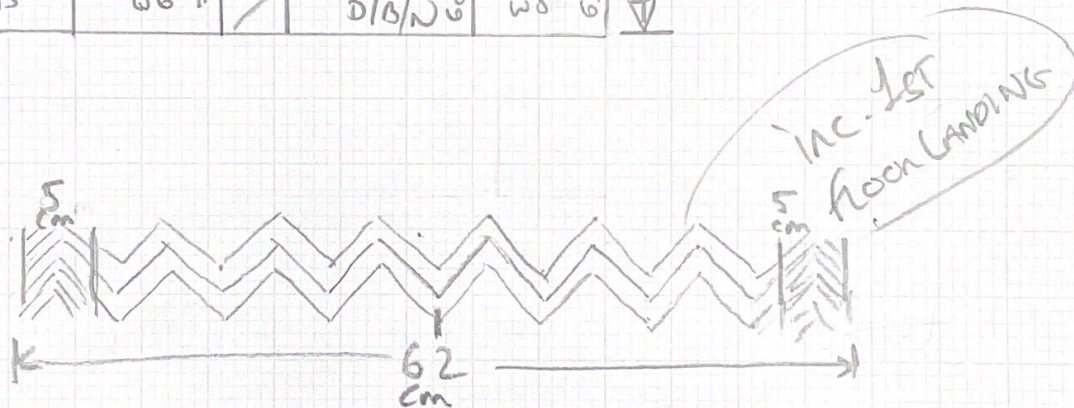


mrcarpets  
 Job No: S32767  
 Name: WARBURTON  
 Address:  
 Tel: **10/2**  
 Sheet:

**EVEREST**  
 - SATIN Grey WE905  
 500 x 500  
 = 25m<sup>2</sup>



\* CUT RUNNER / TEMPLATE

3x WINDOWS ON SITE

MUST CENTRALISE THE HEADING BONE DESIGN

- WHEN FITTING ALL - MATCH HEADING BONE FROM RUNNER TO LANDING + FROM LANDING TO TOP STAIRS (FULL WIDTH)

ITC 46x66

THESE STAIRS  
All FULL WIDTH

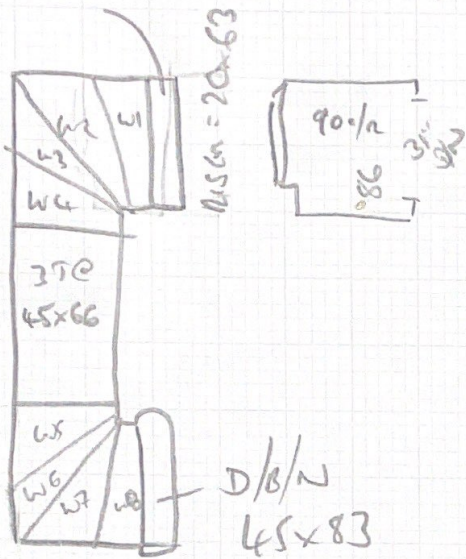
mrcarpets

Job No: S32747

Name: Ewan BUNTON

Tel: 202

Sheet: of:



W1 = 56 x 77

W2 = 55 x 93

W3 = 77 x 93

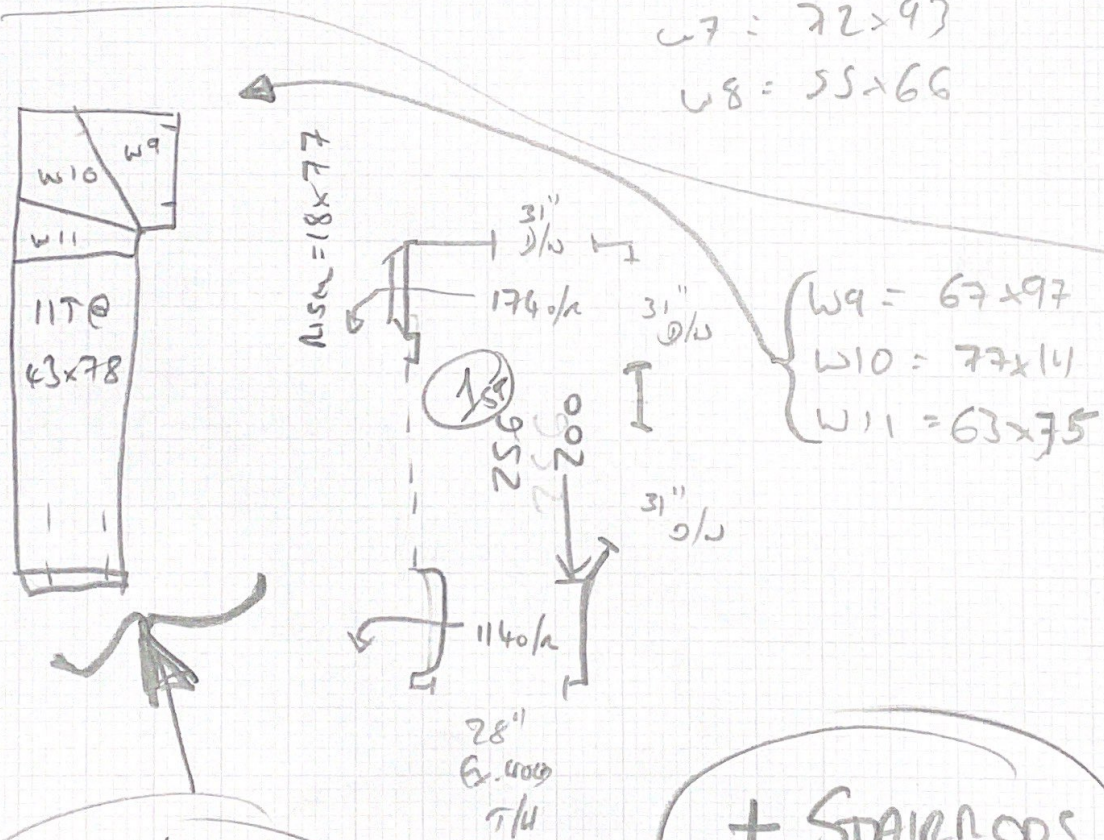
W4 = 58 x 66

W5 = 55 x 74

W6 = 57 x 93

W7 = 72 x 93

W8 = 55 x 66



62cm wide  
RUNNER

+ STAIR RODS  
TO RUNNER