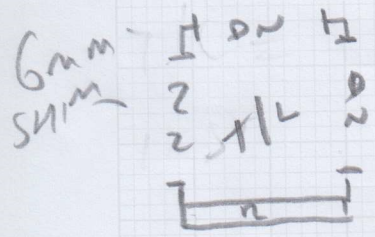
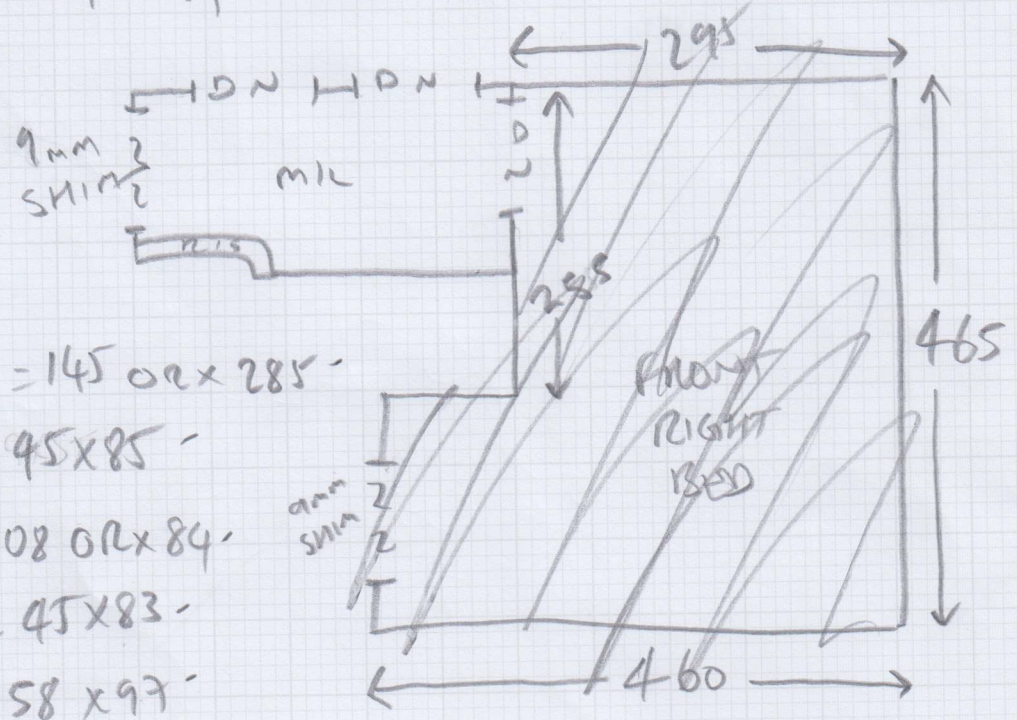


Job No: _____
 Name: _____
 Address: **STUANDS**
 Tel: _____
 Sheet: **1/2**



- +1L = 135 OR x 115.
- 1xST = 45 x 82.
- W1 = 57 x 88.
- W2 = 60 x 116.
- W3 = 57 x 117.
- W4 = 57 x 84.
- 3xST = 45 x 84.

- W5 = 57 x 91.
- W6 = 58 x 114.
- W7 = 61 x 116.
- W8 = 58 x 80.
- 1xST = 45 x 84.
- BIN 1 = 45 x 110.



- MIL = 145 OR x 285.
- 2xST = 45 x 85.
- 1/4 = 108 OR x 84.
- 9xST = 45 x 83.
- BIN 2 = 58 x 97.
- BIN 3 = 75 x 150.

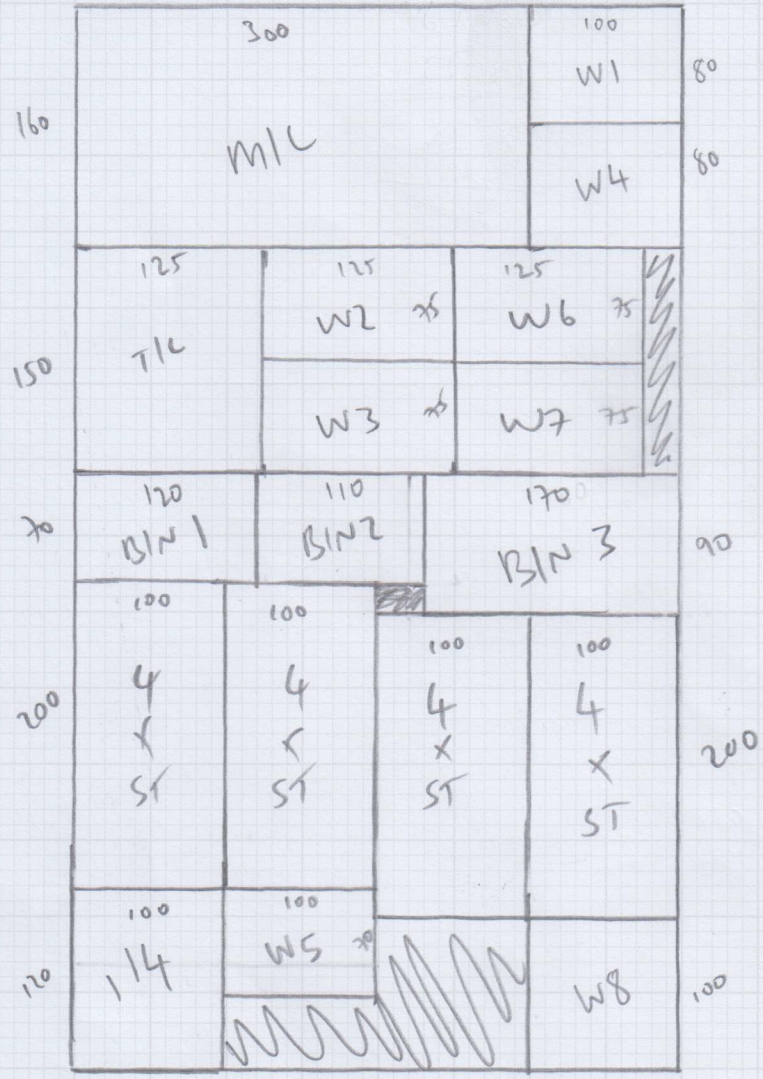
Job No: 5344914

Name: Holmsby.

Address:

Tel:

Sheet: 2/2



columns - LABLING

7.00 x 4m.