



Job No: S34516

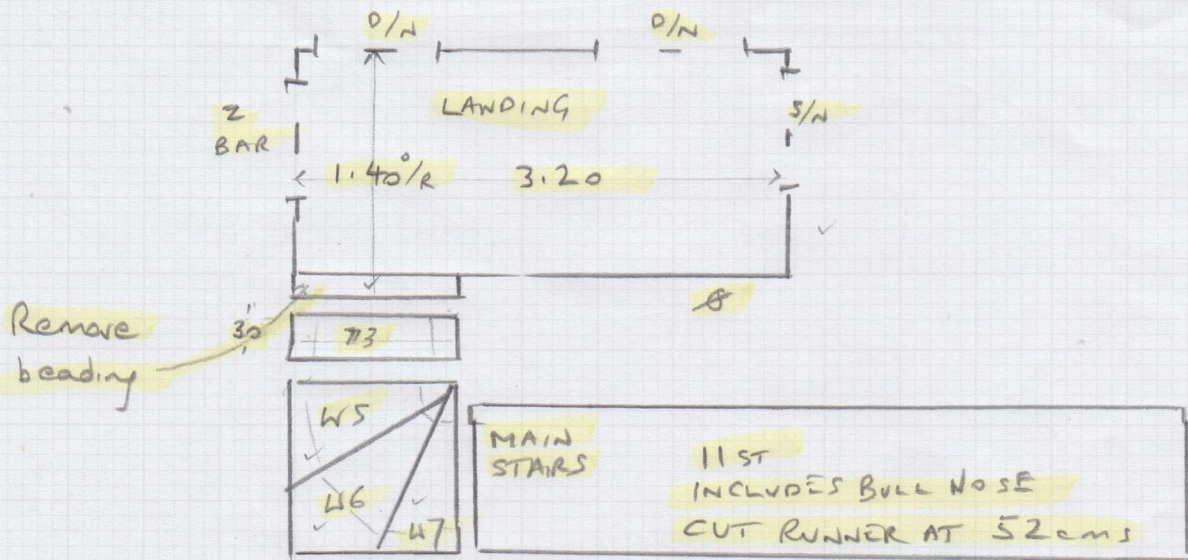
Name:

Address:

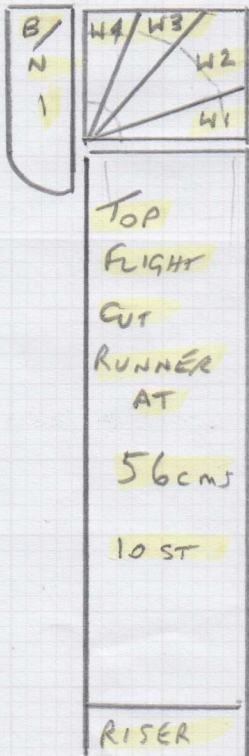
Tel:

Sheet:

1/2



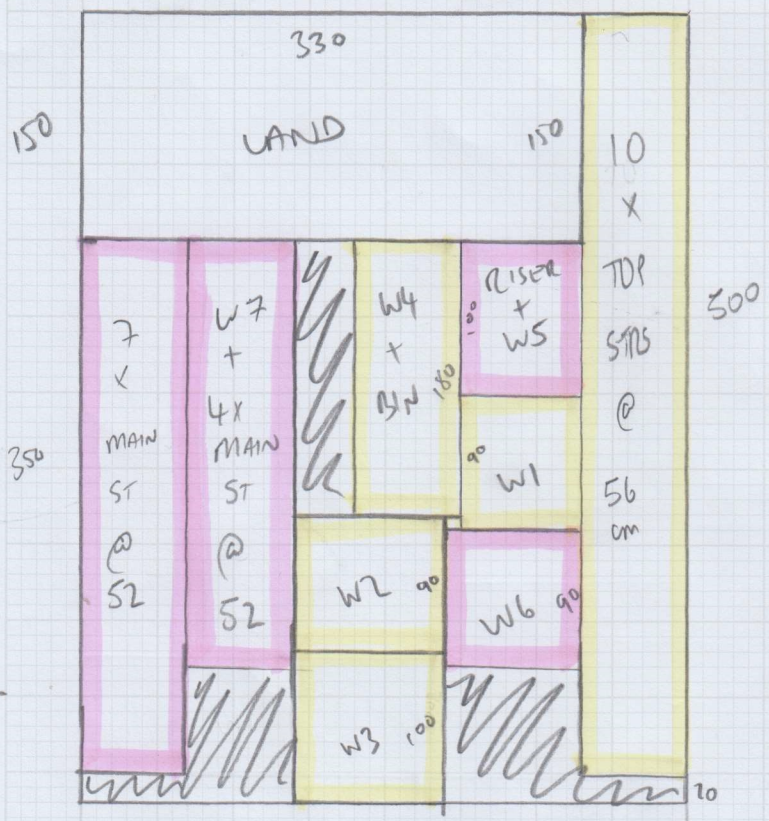
FIXED WIDTH
RUNNER.



- ✓ W1 81 x 75
 - ✓ W2 1.10 x 78
 - ✓ W3 1.06 x 90
 - ✓ W4 73 x 75
 - ✓ W5 89 x 75
 - ✓ W6 1.10 x 80
 - ✓ W7 71 x 85
- ✓ B/N1 = 90 x 60



Job No: S34516
 Name: _____
 Address: _____
 Tel: _____
 Sheet: 2/2



520 x 400
20.80m²

ALL STMS AS RUNNERS WITH FIXED WIDTH WINDERS

TOP FLIGHT = 56cm

MAIN FLIGHT = 52cm