

Job No: 533682

Name: DUNLINO

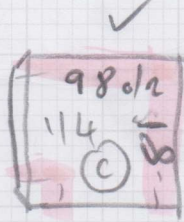
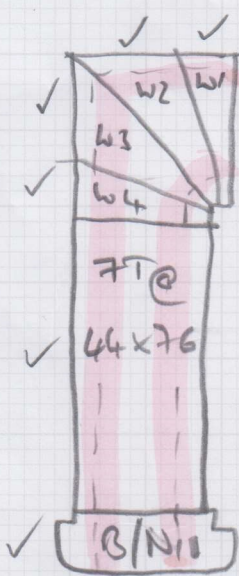
Address:

Tel:

Sheet:

2 OF 2

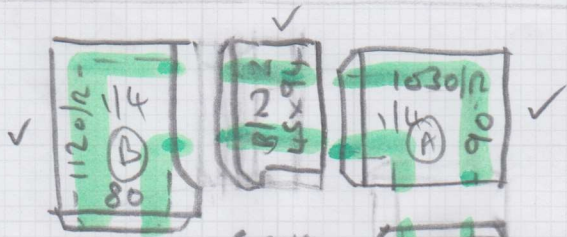
2ND FLIGHT



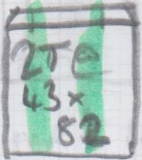
- W1 = 59x80
- W2 = 62x107
- W3 = 85x110
- W4 = 60x76
- B/N = 42x102

STRAIGHTS
ALL AS 60cm
WIDE RUNNING
/CONSISTENT
8cm GAP
EACH SIDE

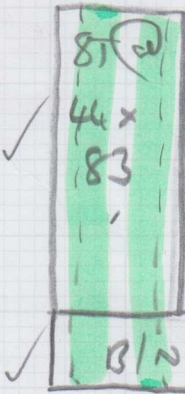
1ST FLIGHT



CURVE @ 75



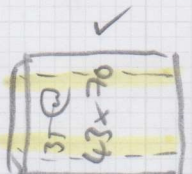
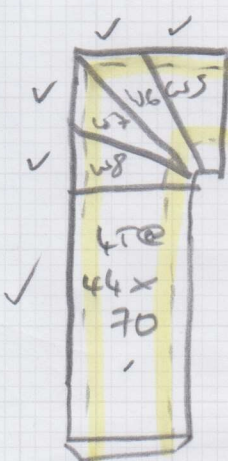
18x79



STRAIGHTS ALL
AS 65cm
WIDE RUNNING
/CONSISTENT 8cm
GAP EACH SIDE

B/N 3 - 65x130 (FIT AS STRAIGHT 45x65cm WIDE)

BASEMENT



+ runner - UP TO nosing

- W5 = 57x80
- W6 = 57x99
- W7 = 83x104
- W8 = 58x71

STRAIGHTS
ALL AS 55cm
WIDE RUNNING
/CONSISTENT
7.5cm GAP
EACH SIDE